# 2025

‘ 2026-009

ð 2026 4 Ô

| | | |
|---|---|---|
| /AAC | | /AAC Technologies Holdings Inc., |

□ ☑

ê 1 —— Ì





**2** **10%** **ﺳﻲ ﻣﻪ**

☑ ☐

| | | | | ⋮ | ⋮ | ⋮ |
|---|---|---|---|---|---|---|
| | | | | | | |
| ـ | 2,887,978,315.10 | 2,619,083,516.80 | 9.31% | 11.25% | 11.03% | 0.18 |
| ﺳﻲ ﻣﻪ | | | | | | |
| | 623,607,335.08 | 594,922,516.85 | 4.60% | 20.75% | 22.57% | 1.42 |
| ﻳﻲ ﻳﻲ | 346,381,450.81 | 307,030,968.89 | 11.36% | -4.30% | -6.87% | 2.44 |
| ﻳﻲ | 412,664,452.03 | 392,328,280.39 | 4.93% | -1.18% | -1.55% | 0.36 |
| | 544,529,743.18 | 486,659,657.53 | 10.63% | 38.08% | 39.68% | 1.02 |
| | | | | | | |
| | 2,235,202,408.73 | 2,014,167,938.98 | 9.89% | 12.19% | 11.61% | 0.46 |
| | 630,452,744.02 | 589,266,756.00 | 6.53% | 7.75% | 8.46% | 0.61 |
| | | | | | | |
| | 2,887,978,315.10 | 2,619,083,516.80 | 9.31% | 11.25% | 11.03% | 0.18 |

ـ ، ﻳ 1 ـ

☐ ☑

**3** **ﺟﻪ ﻳﻲ**

☑ ☐

| | | | 2025 | 2024 | ⋮ |
|---|---|---|---|---|---|
| ـ | | | 8,031,962,817 | 6,448,286,378 | 24.56% |
| | ﻣﻪ | | | | |
| | | | 909,132,945 | 926,204,046 | -1.84% |
| | | | | | |

ـ 30% ﻟ

☐ ☑

**4** **،**

☐ ☑

**5**

ﺳﻲ ﻣﻪ

،

| | | 2025 | | 2024 | | |
|---|---|---|---|---|---|---|
| | | | | | | ... |

| | | | |
|---|---|---|---|
| 1 | | 749,692,803.78 | 23.25% |
| 2 | | 661,396,945.04 | 20.51% |
| 3 | | 398,573,523.49 | 12.36% |
| 4 | | 311,997,485.21 | 9.67% |
| 5 | | 294,052,338.09 | 9.12% |
| | -- | 2,415,713,095.61 | 74.91% |

□ ☑

10%

□ ☑

## 3

| | 2025 | 2024 | | |
|---|---|---|---|---|
| | 84,265,037.17 | 74,337,074.49 | 13.36% | |
| | 48,224,456.29 | 42,415,353.98 | 13.70% | |
| | -1,114,649.60 | 5,767,402.59 | -119.33% | |
| | 51,812,789.69 | 47,690,695.48 | 8.64% | |

## 4

☑ □

| | | | | ف |
|---|---|---|---|---|
| | ESL Findmy | | 5000 1 | Google FreeBox |
| PZT | PZT PZT MEMS | PZT MEMS MEMS | 8 PZT MEMS | |
| AI | AI ‰ | AI | AI AI | AI |

| | | | |
|---|---|---|---|
| | 2,697,680.00 | 47,667,117.34 | -94.34% |
| | 14,971,319.14 | 85,031,618.45 | -82.39% |
| | -12,273,639.14 | -37,364,501.11 | 67.15% |
| | 259,306,992.51 | 246,061,395.42 | 5.38% |
| | 229,980,901.79 | 224,129,299.11 | 2.61% |
| | 29,326,090.72 | 21,932,096.31 | 33.71% |
| | 90,393,256.06 | 32,277,974.99 | 180.05% |

☑ □

1 21.13%

2 20.28%

3 94.34%

4 82.39%

5 5.38%

6 2.61%

□ ☑

☑ □

| | | | | |
|---|---|---|---|---|
| | -1,316,886.20 | -1.99% | | |
| | -2,144,746.21 | -3.24% | | |
| | -16,412,301.64 | -24.80% | ‰ | |
| | 116,057.34 | 0.18% | | |
| | 1,985,675.93 | 3.00% | | |
| | 2,819,691.19 | 4.26% | | |
| | 2,140,117.98 | 3.23% | | |

**1**

| 2025 | 2025 | |
|---|---|---|
| | | |

| | | | | | | | | |
|---|---|---|---|---|---|---|---|---|
| 5. | 27,308,187.84 | -783,204.26 | | | | | | 26,524,983.58 |
| | 200,547,200.28 | -18,503,778.18 | | | 11,940,081.89 | | -2,775,569.52 | 191,207,934.47 |
| | 120,609,684.87 | | | | | | -9,084,164.83 | 111,525,520.04 |
| | 321,156,885.15 | -18,503,778.18 | | | 11,940,081.89 | | -11,859,734.35 | 302,733,454.51 |
| | 359,328.64 | 1,361,541.95 | | | | | 1,036.50 | 1,721,907.09 |

1

2

□ ☑

**3**

| | | |
|---|---|---|
| | 32,102,730.70 | |

**1**

☑ □

| | | |
|---|---|---|
| 11,940,081.89 | 64,568,543.81 | -81.51% |

**2**

☑ □

| | | | | | | | | | | | | | | |
|---|---|---|---|---|---|---|---|---|---|---|---|---|---|---|
| | | | | | | | | | | | | | | |
| Atmosic | | | 11,940,081.89 | 2.07% | | | | | | 0.00 | 0.00 | | | |

| | | | | | | | | | | | | | | |
|---|---|---|---|---|---|---|---|---|---|---|---|---|---|---|
| | -- | -- | 11,940,081.89 | -- | -- | -- | -- | -- | -- | 0.00 | 0.00 | -- | -- | -- |

3 ,

□ ☑

4

1 ,

□ ☑

2 ,

□ ☑

1 ,

□ ☑

2 ,

□ ☑

□ ☑

10% ,

| | | | | | | | | |
|---|---|---|---|---|---|---|---|---|
| | | IC | 52,096.39 | 1,016,107,458.08 | 680,508,839.84 | 1,690,289,012.01 | 37,091,384.59 | 30,252,754.95 |

,

□ ☑

,

,

□ ☑

1 AI AI

2 “ + + ” 3

1

‰

**2**

**3**

**4**

**5**

☑ □

| | | | | | | , |
|---|---|---|---|---|---|---|
| 2025 05 14 | “ ” | | | 2024 | 2024 | www.cninfo |

,

[illegible] ê [illegible] Ì ê [illegible] Ì ê [illegible] ‰ [illegible] Ì ê [illegible] Ì ê [illegible] Ì ê [illegible] 2 [illegible] Ì [illegible] ê [illegible] Ì [illegible]

[illegible] ê [illegible] Ì ê [illegible] Ì ê [illegible] Ì ê [illegible] Ì [illegible] Ḃ [illegible]

[illegible] ê [illegible] ‰ [illegible] Ì ê [illegible] Ì ê [illegible] 2 [illegible] Ì ê [illegible] Ì [illegible]

[illegible] 7 [illegible] 3 [illegible] ê [illegible] Ì ê [illegible] Ì ê [illegible] Ì [illegible] ê [illegible] Ì [illegible] ê [illegible] Ì [illegible] ê [illegible] Ì [illegible]

‰ ?

,

□ ☑

,

,

ê Ì ê Ì ê Ì

,

□ ☑

=

□ ☑

,

□ ☑

,

1 ,

| | | | | | | | | | | | | |
|---|---|---|---|---|---|---|---|---|---|---|---|---|
| | | | | | | | | | | | | |

6 1973

ASML

/

7 1992

:

:

☑ □

☑ □

| | | | | | |
|---|---|---|---|---|---|
| | | | 2012 09 11 | | |
| | خ | | 2004 11 02 | | |
| | | | 2010 06 17 | | |

,

☑ □

| ¬ | | ⌟ | | | |
|---|---|---|---|---|---|
| | | | 2001 07 30 | | |
| | | | 2009 08 10 | | |
| | | | 2016 06 21 | | |
| | | | 2017 03 17 | | |
| | Singapore Fortune Communication Pte. Ltd. | | 2019 08 13 | | |
| | Singapore Fortune Semiconductor Technology Pte. Ltd. | | 2021 07 01 | | |
| | | | 2022 05 07 | | |
| | | | 2004 09 15 | | |
| | Fortune Wise Holdings Limited | | 2022 08 04 | | |
| | | | 2001 07 30 | | |
| | Singapore Fortune Communication Pte. Ltd. | | 2019 08 13 | | |
| | Singapore Fortune Semiconductor Technology Pte. Ltd. | | 2021 07 01 | | |
| | | | 2023 11 20 | | |
| | ¬ | | 2024 04 03 | | |
| | ڂ | | 2019 11 26 | | |
| | ڂ | | 2021 06 11 | | |
| | Grade Horizon Investment Limited | | 2003 01 24 | | |
| | Gracellect Technology Limited | | 2018 12 17 | | |
| | | | 2022 08 08 | | |
| | Fortune Wise Holdings Limited | | 2022 08 08 | | |
| , | | | 2023 06 08 | 2026 04 22 | |
| | | | | | |
| | | | | | |
| | JS | | | | |
| | | | | | |
| | | | | | |
| | | | | | |

[illegible]

,

| | , | | | | | , | , |
|---|---|---|---|---|---|---|---|
| | | 2 | 2025 01 16 | ê ŭ Ì | ˘ | ŭ | |
| | ´ | | 2025 04 23 | ê ⊢ ŭ Ì | ˘ | ŭ | |
| | | 4 | 2025 01 02 | ê 2024 ŭ Ì | ˘ | , ŭ , | |
| | | | 2025 04 23 | ê <2024 ŭ 2025 > Ì ê 2024 ŭ Ìê <2025 > Ì | ˘ | , ŭ , | |
| | | | 2025 08 27 | ê 2025 Ì | ˘ | , ŭ , | |
| | | | 2025 10 24 | ê 2025 ˘ Ìê Ì | ˘ | , ŭ , | |
| | | 2 | 2025 04 24 | ê ŭ 2024 ˘, Ìê ŭ ˘ Ì | ˘ | ˘ ŭ , | |
| | | | 2025 08 27 | ê ŭ ˘, 2025 Ì | ˘ | ˘ ŭ | |

| | | | | | | | |
|---|---|---|---|---|---|---|---|
| | | | | ê ŭ ¬ Ì | | , | |
| | ´ | 2 | 2025 04 24 | ê ŭ ¬ 2024 , ¬ ŭ Ì | ˘ | ¬ ŭ , | |
| | | | 2025 08 27 | ê 2024 ? Ì | ˘ | 2024 ? ¬ ŭ , | |

,

□ ☑

,

## 1 ŭ

| | |
|---|---|
| ¬ | 188 |
| ¬ | 15 |
| ¬ | 203 |
| ¬ ¬ | 203 |
| ŭ ¬ ¬ | 0 |
| | |
| | ¬ ¬ |
| ˚ ¬ | 24 |
| ¬ | 67 |
| ¬ | 65 |
| ¬ ¬ | 16 |
| ¬ | 31 |
| | 203 |
| | |
| | ¬ |
| / | 14 |
| | 120 |
| | 56 |
| | 13 |

| | |
|---|---|
| | 203 |

## 2

## 3

2025

## 4

□ ☑

☑ □

2025 4 24

2025 5 23 2024

512,575,047 10 0.20

2025 6 20

2025 6 27 2025 6 30

2025 4 24 ŭ
˘ 2025 5 23 2024 ˘ ê è 2025 Ê
Ì˘ = 2025 8
27 ŭ ˘ ê è 2025 Ê
Ì ˙ ˘ ˘
ʌ ˘ 10 0.15 ˘ ˘
2025 9 10 ˘ ê 2025 Ì˘
2025 9 16 ˘ 2025 9 17

2024 2025 ê Ì ˘
˘ ˘ ˘
=

| | |
|---|---|
| ˙ = | |
| ‰ ˙ | |
| ˙ = | |
| ˙ | |
| ˘ ʌ ˘ ŭ ˙ | |
| ˘ ˙ | |
| ˘ ŭ ˙ | |

ŭ ˛

☑ □ □

ŭ

ŭ ,

| | |
|---|---|
| 10 | 0 |
| 10 | 0.20 |
| 10 | 0 |
| | 512,521,047 |
| | 10,250,420.94 |
| | 0.00 |
| | 10,250,420.94 |
| | 100.00% |
| , | |
| | |
| , | |
| 17,943,734.77 , ˘ ? ˘ ˘ ʌ ˘ ˘ ˘ ê ÌÊ ´ 2 —— Ì ŭ ê Ì ˘ 2025 ˙ 512,521,047 ˘ 10 0.20 ˘ 10,250,420.94 ˘ ˘ 2025 ˘ 17,943,734.77 2025 ŭ 2025 ˘ 2025 ⌈ 32.49% ˘ ? ˚ ˘ ʌ ˘ | |

| |
|---|
| ŭ ˘ 2025<br>ŭ ê ÌÌê Ì ˘ |

□ ☑

**?** **?** **’**

☑ □

**1 ?**

**2024 ?**

˘ ˘ ê è ’
Ê ŭ Ì ê è ? ˡ Ê Ì ê
ˡ ? Ì ? ?
˘ ˘ ? ?
?
˘ ? ? ŭ ˩
˘ ? ˘ ť
ê ? ? ŭ
’ Ì
˘ ˘ ê è ?
Ê ŭ Ì ê è ? ˡ Ê Ì ê
ˡ ? Ì ? ˘ ?
? ‰˘
? ? ? ˡ ˘ ê
? ˩ ŭ ? ’ Ì
˘ ˘ ê
? Ì ê ? Ì˘
˘ ?
? ?
˘ ?

˘
˘ ê ?
Ì ê ? Ì ê
? Ì ˘ ˘
ê ? Ì
˘ ? ? ŭ

˘ ˘ ê
? Ì˘ ?

[illegible]

☑ ☐

[illegible]

| | | | | | | | | | | | | | |
|---|---|---|---|---|---|---|---|---|---|---|---|---|---|
| | [illegible] | | | | | / | | / | | | | / | |
| | [illegible] | 0 | 0 | 0 | 0 | 0 | 0 | | 200,000 | 100,000 | 0 | 3.575 | 100,000 |
| | -- | 0 | 0 | 0 | 0 | -- | 0 | -- | 200,000 | 100,000 | 0 | -- | 100,000 |
| | | [illegible] 2024 [illegible] 2024 8 12 [illegible] 200,000 [illegible] 100,000 [illegible] 100,000 | | | | | | | | | | | |

[illegible]

## 2 [illegible]

☐ ☑

## 3 [illegible]

☐ ☑

## [illegible]

## 1 [illegible]

[illegible]

‰ 2025

**2** ,

□ ☑

,

| | | | | = | = | = |
|---|---|---|---|---|---|---|
| | | | | | | |

□ ☑

**1**

| | 2026 04 28 |
|---|---|
| | www.cninfo.com.cn |
| | 100.00% |
| | 100.00% |
| ‰ | |
| | | |
| ‰ | A. B. C. ‰ D. A. ‰ B. C. D. ‰ ‰ | A. = B. C. D. E. A. B. C. D. E. ‰ |

،

ê Ì ê ´ Ì ê ´

Ì ê ˙ Ì ˙ ŭ ˙

˙ ˙ ŭ

˙ “ ˙ ” ˙ ˙ ˙ ˙ ˙ ˙

ê Ì ˙ ˙ ˙

˙ ˙

2025 1 ˙ 10 ˙ ĭ

2025 12 ˙ 10 ˙ ŭ

˙ ˙

،

˙ ˙ ف ˙ 2025 10

2 ˙ “ ” ĭ ˙ ˙

˙ ŭ ˙ ˙

,

1 ¬ ¬ ŭ̆ ŭ̆

☑ □

| | | | | | | , |
|---|---|---|---|---|---|---|
| | | | ‰ ˘ 3,000 ˘ щ ˘ ˊ 1 MCU ARM ˘ 4,502.17 ¬ 2 ˘ 9,840.00 ¬ 3 ˚˚ ˘ ˘ 2,687.83 ¬ 17,030.00 ¬ ˘ ˘ ˘ | 2015 12 10 | | ˘ ¬ ĭ̆ , ˘ |
| | | | 2015 6 30 ˘ 10,804.55 ˘ 2015 7 30 2015 ˘ ˘ = ¬ 1,620.00 ˘ 2012 ˘ ˘ 2014 ê Ì ˊ 1 ʌ ˊ ˘ ˘ = ˘ 2 ˊ , ˘ 3 ˊ ˚˚ ŭ̆ ˊ ŭ̆ ˚˚ 15% 15% ˘ ˘ 30%’ ˚˚ ŭ̆ ˊ ŭ̆ ˚˚ 15% 15% ˘ 30% ˘ ˘ 20%’ ˘ , 4 ŭ̆ ˘ ˘ | 2015 12 10 | | ˘ ¬ ĭ̆ , ˘ |

| | | | | | | |
|---|---|---|---|---|---|---|
| | | | 1<br>80%’ 2<br>40%’ 3<br>20% "<br>30%<br>30%<br>5<br>6<br>7<br>Ḃ | | | |
| | | | 30<br>30<br>30<br>‰<br>‰ | 2015<br>12 10 | | |

| | | | | | | |
|---|---|---|---|---|---|---|
| | | | 30 ‰ ‰ 5 | 2015 12 10 | | |
| | ; ; ; ; ; ; | | ‰ ‰ 5 | 2015 12 10 | | |
| | ; ; ; ; ; ; | | ‰ ‰ 5 | 2015 12 10 | | |
| | | | | | | |

2

.

□ ☑

**3 ŭ̆**

□ ☑

**ŭ̆ ,**

□ ☑

ŭ̆

**,**

□ ☑

,

**“ ‰ ” ,**

□ ☑

**˩ “ ‰ ”**

□ ☑

□ ☑

**˩ ˘ ,**

□ ☑

,

**˩ ,**

˩

| | |
|---|---|
| ˩ | ˩ |
| ˩ | 183 |
| ˩ ˩ | 19 |
| ˩ | |
| ˩ ˩ | 1 3 |

˩

□ ☑

˩ ˩ ,

˩

☑ □

34

183

□ ☑

□ ☑

□ ☑

□ ☑

□ ☑

1

□ ☑

2

□ ☑

3

□ ☑

4

□ ☑

## 2

☑ □

| ’ | | | | | | | | | | |
|---|---|---|---|---|---|---|---|---|---|---|
| | | | | | | | ’ | | | |
| ’ | | | | | | | | | | |
| | | | | | | | ’ | | | |
| | 2025 05 23 | 105,432 | 2025 02 28 | 500 | | | | 1 | | |
| | 2025 05 23 | 105,432 | 2025 08 25 | 500 | | | | 10 | | |
| | 2025 05 23 | 105,432 | 2025 09 19 | 970 | | | | 1 | | |
| | 2025 05 23 | 105,432 | 2025 11 26 | 500 | | | | 1 | | |
| | 2025 05 23 | 105,432 | 2025 11 26 | 1,000 | | | | 1 | | |
| | 2025 05 23 | 105,432 | 2024 10 09 | 16,000 | | | | 15 | | |
| B1 | | 105,432 | B2 | 19,470 | | | | | | |
| B3 | | 105,432 | B4 | 19,470 | | | | | | |
| ’ | | | | | | | | | | |
| | | | | | | | ’ | | | |
| | | | | | | | | | | |
| A1+B1+C1 | | 105,432 | A2+B2+C2 | 19,470 | | | | | | |
| | | 105,432 | | 19,470 | | | | | | |

| | | | |
|---|---|---|---|
| A3+B3+C3 | | A4+B4+C4 | |
| A4+B4+C4 | | | 16.94% |

3

1

□ ☑

2

□ ☑

4

☑ □

| | | | | | | | | | | | | | | |
|---|---|---|---|---|---|---|---|---|---|---|---|---|---|---|
| | CyweMotion HK Limited | AI | 2024 02 08 | | | | | | | | | | 2024 02 08 | www.cninfo.com.cn |

| | | | | | | | | | | | | | | 2024-003 |
|---|---|---|---|---|---|---|---|---|---|---|---|---|---|---|

,

☑ □

1 ,

☑ □

| | | | | | | | | | | | | | |
|---|---|---|---|---|---|---|---|---|---|---|---|---|---|
| | | | | 1 | | 2 | 3=2/1 | | | | | | |
| 2022 | | 2022 03 23 | 14,000 | 13,080.44 | 697.14 | 8,064.1 | 61.65% | 0 | 0 | 0.00% | 5,016.34 | 4,267.40 748.94 | 0 |
| | -- | -- | 14,000 | 13,080.44 | 697.14 | 8,064.1 | 61.65% | 0 | 0 | 0.00% | 5,016.34 | -- | 0 |

, ,

1 ê Ì

[2022]410 ˘ A ˘ ¬ 7.38 / ˘

18,970,185 ˘ ¬ 139,999,965.30 ˘ ⁞ ŭ ¬ 7,358,490.57 ˘

ŭ ¬ 1,837,077.80 ˘ ⌈ ¬ 130,804,396.93

, ⌟ ( ) (2022) 60462749_B02

ˇ 2022 3 11 ˇ ¬ 130,804,396.93

70170122000223239

2 2025 12 31 ˇ ¬ 8,525.82

## 2 ’

☑ □

| | | | | ( ) | | (1) | | (2) | (3) ´ (2)/ (1) | | | | |
|---|---|---|---|---|---|---|---|---|---|---|---|---|---|
| | | | | | | | | | | | | | |
| | 2022 03 23 | ŭ IC | | | 7,38 1.11 | 7,38 1.11 | 420. 58 | 5,73 3.07 | 77.6 7% | | 1,60 1.22 | 2,41 5.03 | | |
| | 2022 03 23 | LED ˫ IC | | | 5,69 9.33 | 5,69 9.33 | 305. 02 | 2,79 2.75 | 49.0 0% | | 553. 11 | 2,10 0.05 | | |
| | | | | -- | 13,0 80.4 4 | 13,0 80.4 4 | 725. 6 | 8,52 5.82 | -- | -- | 2,15 4.33 | 4,51 5.08 | -- | -- |
| | | | | | | | | | | | | | | |
| | 2022 03 23 | | | | | | | | | | | | | |
| | | | | -- | 13,0 80.4 4 | 13,0 80.4 4 | 725. 6 | 8,52 5.82 | -- | -- | 2,15 4.33 | 4,51 5.08 | -- | -- |

’ ˫ “ ” ˫

1 ŭ IC SoC CGM Findmy ˇ ŭ ˇ Ũ IP ˇ ˇ AI+ ĭ + ˇ

2 LED ˫ IC ŭ CP

| | |
|---|---|
| , | ǚ IC 2026 4 24 ˘ ˘ 2026 4 28 www.cninfo.com.cn ê Ì |
| ǚ , | |
| | |
| , | 2022 4 25 ˘ ˘ ê ˙ ǚ Ì “ ǚ IC ” “ LED ˛ IC ” ˙ ǚ ˘ ˘ ˛ 6,050 |
| , | |
| ǚ , | 2022 ˘ ˛ 937.84 |
| , ˛ | 2025 ˘ ˘ ˛ 4,500.00 ˛ 2025 12 31 ˘ ˛ ˛ 4,267.40 |
| ǚ ʎ | |
| ǚ ì | |
| ǚ , | ǚ ‰ , ˘ |

**3 ,**

□ ☑

**4 : Ữ ,**

☑ □

˘ ˛

, ê Ì ê ´
Ì ê ´ Ì ˘
ŭ ,˘ , ,
,
,

□ ☑

□ ☑

□ ☑

☑ □

2024 565.70

□ ☑

**2**

☑ □

| | | | | | | |
|---|---|---|---|---|---|---|
| | 210,000 | 110,000 | 0 | 320,000 | 1 2024 12 31 2023 12 31 2025 1 1 1 2 10 | |
| 162 | 11,372,000 | 0 | 5,657,000 | 5,715,000 | 2024 | 12 24 2024 9 9 2024 9 6 http://www.cninfo.com.cn 2024 2024-070 |
| | 11,582,000 | 110,000 | 5,657,000 | 6,035,000.00 | -- | -- |

| | | | | | | | | |
|---|---|---|---|---|---|---|---|---|
| 1000´ | | | | | | | | |
| | ¬ | 0.25% | 1,300,000 | +1,300,000.00 | 0 | 1,300,000 | | 0 |
| # | ¬ | 0.21% | 1,080,300 | +373,100.00 | 0 | 1,080,300 | | 0 |
| | ¬ | 0.20% | 1,040,500 | +1,040,500.00 | 0 | 1,040,500 | | 0 |
| ¬ 10 , ĭ 4 | | | | | | | | |
| ¯ | | | | | خ ( ) | | | ¬ |
| ŭ / = , = | | | | | | | | |
| 10 ĭ 10 | | | | | | | | |
| 10 , | | | | | | | | |
| | | | | | | | | |
| | | | | | | | | |

10 10

## 2

| | / | | | |
|---|---|---|---|---|
| | | 2004 03 22 | 9131010476055783X7 | |
| | | | | |

□ ☑

## 3

| | | | |
|---|---|---|---|
| | | | |
| | | | |
| | | | |

□ ☑

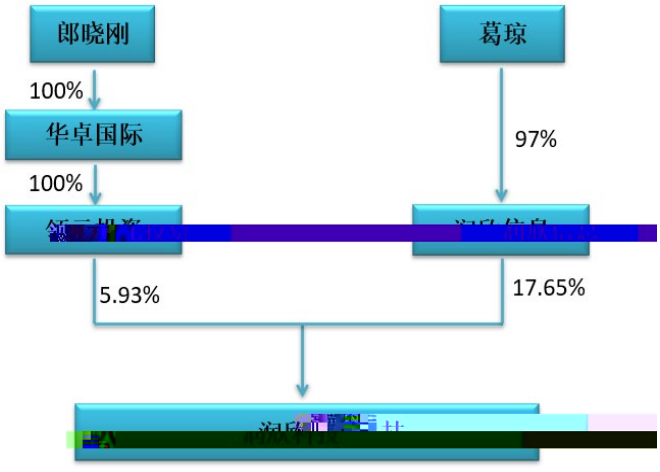

□ ☑

**4** **80%**

□ ☑

**5** **10%**

□ ☑

**6**

□ ☑

□ ☑

□ ☑

□ ☑

,

□ ☑

| | |
|---|---|
| | |
| ‰ | |
| 2025 12 31 ˇ ŭ̆<br>899,357,410.78<br>ˇ ‰ ˫ 37,203,336.33 ’ ˫<br>˫ 522,162,865.52 ˇ<br>‰ ˫ 1,912,648.46<br>⁞ ‰<br>ĭ̆ ’ ŭ̆<br>’ ˇ ˇ<br>ˇ ˫<br>’ Ⱶ ŭ̆<br>ŭ̆ ˇ ‰<br>˫ ف ˇ ‰<br>ĭ̆ ˫ 11 42˜ 3<br>ŭ̆ 1 | ‰ ˇ<br>‘<br>1<br>ŭ̆<br>’<br>2 ‰ ˇ<br>’<br>3 ˇ<br>ˇ<br>ˇ ’<br>4 ‰ ˇ<br>ˇ ⁞ ‰ ’<br>5 ˇ ŭ̆<br>ˇ ‰ ˇ<br>‰ ‰ ’<br>6 ŭ̆ ˇ ‰<br>’<br>ˇ ˫ ‰ |

| | |
|---|---|
| | |
| ‰ | |
| ⌈ ˇ<br>‰ ˇ 2025 12 31 ˇ<br>˫ 295,107,975.43 ˇ ‰<br>ﺱ 31,766,484.60 ˫<br>ˇ ف<br>’<br>ˇ ⌈ ˇ ‰<br>‰ ĭ̆ ˫ 17 42˜<br>8 | ‰ ˇ<br>‘<br>1 ‰ ˇ<br>’<br>2 ĭ̆ ˇ<br>ˇ ˇ<br>ﺱ<br>’<br>3 ˇ ˇ<br>‰ ’ ‰<br>ˇ ⌈ ˫ ˇ<br>‰ ’<br>4 2025 ’ˇ<br>‰ ‰ ’<br>5 ⌈<br>ˇ ⌈<br>ˇ ‰ ’<br>ˇ ˫ ‰ |

1

!!

2

3

4

5

6

2026 4 24

1

2025 12 31

| | | |
|---|---|---|
| | | |
| | 364,452,037.37 | 285,912,754.28 |
| | | |
| | | |
| | | |
| | | |
| | 60,311,492.58 | 44,500,287.82 |
| | 862,154,074.45 | 806,360,454.01 |
| | 111,525,520.04 | 120,609,684.87 |
| | 4,581,238.02 | 1,380,494.32 |
| | | |
| | | |

| | | |
|---|---|---|
| | 93,650,000.00 | 119,950,000.00 |
| | 433,183,371.81 | 356,643,602.63 |
| | | |
| | 6,620,396.03 | 4,527,571.55 |
| | | |
| | | |
| | | |
| | | |
| | 22,254,543.92 | 16,601,706.75 |
| | 4,916,653.20 | 6,999,251.14 |
| | 34,396,049.54 | 53,525,887.41 |
| | | |
| | | |
| | | |
| | | |
| | | |
| | 5,053,859.24 | 8,509,926.01 |
| | 1,493,671.81 | 6,044,367.97 |
| | 794,249,238.38 | 743,091,909.18 |
| | | |
| | | |
| | | |
| | | |
| | | |
| | | |
| | 5,606,987.19 | 5,141,867.51 |
| | | |
| | | |
| | | |
| | | |
| | 21,955,453.69 | 19,640,662.37 |
| | | |
| | 27,562,440.88 | 24,782,529.88 |
| | 821,811,679.26 | 767,874,439.06 |
| | | |
| | 512,575,047.00 | 512,575,047.00 |
| | | |
| | | |
| | | |
| | 295,741,640.24 | 266,629,799.51 |
| | 20,192,683.68 | 40,550,050.16 |
| | 14,138,931.06 | 48,886,377.13 |
| | | |
| | 41,148,888.17 | 37,734,403.77 |
| | | |

| | | |
|---|---|---|
| | 306,260,931.91 | 272,378,212.48 |
| | 1,149,672,754.70 | 1,097,653,789.73 |
| | 4,184,211.13 | 4,908,436.88 |
| | 1,153,856,965.83 | 1,102,562,226.61 |
| | 1,975,668,645.09 | 1,870,436,665.67 |

## 2

| | | |
|---|---|---|
| | | |
| | 74,072,280.54 | 136,071,253.75 |
| | | |
| | | |
| | 52,256,385.34 | 31,121,474.45 |
| | 520,250,217.06 | 513,263,765.38 |
| | 103,802,099.70 | 116,194,921.56 |
| | 2,468,788.12 | 340,523.33 |
| | 3,311,345.18 | 3,937,858.99 |
| | | |
| | | |
| | 56,586,445.55 | 46,249,517.27 |
| | | |
| | | |
| | | |
| | | |
| | 1,151,013.06 | 1,369,751.69 |
| | 813,898,574.55 | 848,549,066.42 |
| | | |
| | | |
| | | |
| | | |
| | 515,097,810.98 | 507,869,280.57 |
| | 71,477,814.46 | 58,803,016.91 |
| | 26,524,983.58 | 27,308,187.84 |
| | | |
| | 20,458,667.35 | 22,745,547.87 |
| | | |
| | | |
| | | |
| | 8,998,057.41 | 9,004,281.13 |
| | 10,418,677.91 | 9,513,942.38 |
| | | |

| | | |
|---|---|---|
| | 295,907,544.99 | 266,795,704.26 |
| ⁞ ˙ | 20,192,683.68 | 40,550,050.16 |
| | 15,180,480.67 | 3,713,380.02 |
| Ữ | | |
| | 41,148,888.17 | 37,734,403.77 |
| | 101,465,104.22 | 88,665,003.28 |
| | 946,084,381.37 | 868,933,488.17 |
| | 1,490,824,226.63 | 1,508,203,231.65 |

**3**

˙

| | 2025 | 2024 |
|---|---|---|
| | 2,887,978,315.10 | 2,595,869,707.18 |
| ˙ | 2,887,978,315.10 | 2,595,869,707.18 |
| | | |
| | | |
| ᵬ | | |
| | 2,804,981,204.82 | 2,531,603,986.62 |
| ˙ | 2,619,083,516.80 | 2,358,803,568.66 |
| | | |
| ᵬ | | |
| | | |
| ⌈ | | |
| ‰ ⌈ | | |
| | | |
| | | |
| ᵬ ⁺ | 2,710,054.47 | 2,589,891.42 |
| | 84,265,037.17 | 74,337,074.49 |
| | 48,224,456.29 | 42,415,353.98 |
| | 51,812,789.69 | 47,690,695.48 |
| ⁻ | -1,114,649.60 | 5,767,402.59 |
| ˙ | 5,504,356.19 | 3,620,370.84 |
| | 7,522,367.22 | 4,449,751.27 |
| ⁺ ˙ | 2,819,691.19 | 3,881,168.30 |
| “ · ” | -1,316,886.20 | -874,874.23 |
| ˙ | 217,987.68 | 32,866.18 |
| ᵐ | | |
| “ - ” | | |
| ⌈ “ · ” | | |

| | | |
|---|---|---|
| “· ” | -2,144,746.21 | -515,865.42 |
| “ - ” | 2,140,117.98 | -2,432,688.93 |
| “ - ” | -16,412,301.64 | -24,957,205.19 |
| “ - ” | -47,312.46 | -25,125.48 |
| “· ” | 68,035,672.94 | 39,341,129.61 |
| | 116,057.34 | 49,600.90 |
| | 1,985,675.93 | 371,915.78 |
| “· ” | 66,166,054.35 | 39,018,814.73 |
| | 11,751,958.03 | 3,870,366.58 |
| “· ” | 54,414,096.32 | 35,148,448.15 |
| | | |
| 1. “· ” | 54,414,096.32 | 35,148,448.15 |
| 2. “· ” | | |
| | | |
| 1. | 55,227,462.44 | 36,369,777.83 |
| 2. | -813,366.12 | -1,221,329.68 |
| | -34,658,305.70 | 9,218,811.04 |
| | -34,747,446.07 | 9,423,304.13 |
| | -18,900,232.95 | -549,521.23 |
| 1. | | |
| 2. | 698,145.87 | |
| 3. | -19,598,378.82 | -549,521.23 |
| 4. | | |
| 5. | | |
| | -15,847,213.12 | 9,972,825.36 |
| 1. | -4,623.14 | 5,799.61 |
| 2. | | |
| 3. | | |
| 4. ‰ | | |
| 5. Ũ | | |
| 6. | -15,842,589.98 | 9,967,025.75 |
| 7. | | |
| | 89,140.37 | -204,493.09 |
| | 19,755,790.62 | 44,367,259.19 |
| | 20,480,016.37 | 45,793,081.96 |

| | | |
|---|---|---|
| “ ” | 34,144,843.95 | 22,345,234.44 |
| “ ” | | |
| | 11,467,100.65 | 1,547,615.69 |
| | 11,471,723.79 | 1,541,816.08 |
| 1. | | |
| 2. | 698,145.87 | |
| 3. | 10,773,577.92 | 1,541,816.08 |
| 4. | | |
| 5. | | |
| | -4,623.14 | 5,799.61 |
| 1. | -4,623.14 | 5,799.61 |
| 2. | | |
| 3. | | |
| 4. ‰ | | |
| 5. | | |
| 6. | | |
| 7. | | |
| | 45,611,944.60 | 23,892,850.13 |
| | | |
| | | |
| | | |

## 5

| | 2025 | 2024 |
|---|---|---|
| | | |
| | 3,000,441,452.77 | 2,479,005,882.69 |
| | | |
| | | |
| | | |
| | | |
| | | |
| | | |
| | | |
| | | |
| | | |
| | 4,007,646.05 | |
| | 10,472,472.81 | 9,927,988.85 |
| | 3,014,921,571.63 | 2,488,933,871.54 |
| | 2,774,006,612.45 | 2,275,517,261.92 |
| | | |

| | | |
|---|---|---|
| | | |
| | | |
| | | |
| | | |
| | | |
| | 86,144,626.70 | 71,642,382.31 |
| | 21,354,934.40 | 28,683,781.28 |
| | 54,987,544.61 | 65,494,047.48 |
| | 2,936,493,718.16 | 2,441,337,472.99 |
| | 78,427,853.47 | 47,596,398.55 |
| | | |
| | 2,682,980.00 | 9,421,035.65 |
| | | |
| | 14,700.00 | |
| | | |
| | | 38,246,081.69 |
| | 2,697,680.00 | 47,667,117.34 |
| | 3,031,237.25 | 19,555,334.23 |
| | 11,940,081.89 | 64,568,543.81 |
| | | |

| | | |
|---|---|---|
| [illegible] | 1,634,976,134.58 | 1,211,079,929.11 |
| | 4,007,646.05 | |
| [illegible] | 5,126,510.89 | 6,130,671.21 |
| [illegible] | 1,644,110,291.52 | 1,217,210,600.32 |
| [illegible] | 1,580,776,542.48 | 1,083,948,618.33 |
| [illegible] | 79,172,091.12 | 64,965,053.26 |
| | 18,714,900.01 | 18,736,877.01 |

39,154 ref378.12 7009 314.04 674.4 71P <</MCID 43 >>BDC 62.16

| | | | | | | | | | | | | | | |
|---|---|---|---|---|---|---|---|---|---|---|---|---|---|---|
| | 512,575,047.00 | | | | 266,629,799.51 | 40,550,050.16 | 48,886,377.13 | | 37,734,403.77 | | 272,378,212.48 | | 1,097,653,789.73 | 4,908,436.88 | 1,102,562,226.61 |
| | | | | | | | | | | | | | | | |
| | | | | | | | | | | | | | | | |
| | | | | | | | | | | | | | | | |
| | 512,575,047.00 | | | | 266,629,799.51 | 40,550,050.16 | 48,886,377.13 | | 37,734,403.77 | | 272,378,212.48 | | 1,097,653,789.73 | 4,908,436.88 | 1,102,562,226.61 |
| | | | | | 29,111,840.73 | -20,357,366.48 | -34,747,446.07 | | 3,414,484.40 | | 33,882,719.43 | | 52,018,964.97 | -724,225.75 | 51,294,739.22 |
| | | | | | | | -34,747,446.07 | | | | 55,227,462.44 | | 20,480,016.37 | -724,225.75 | 19,755,790.62 |
| | | | | | 29,111,840.73 | -20,357,366.48 | | | | | | | 49,469,207.21 | | 49,469,207.21 |
| 1 | | | | | | | | | | | | | | | |
| 2 | | | | | | | | | | | | | | | |

| | | | | | | | | | | | | | | |
|---|---|---|---|---|---|---|---|---|---|---|---|---|---|---|
| 3. | | | | | 29,111,840.73 | -20,357,366.48 | | | | | | 49,469,207.21 | | 49,469,207.21 |
| 4. | | | | | | | | | | | | | | |
| | | | | | | | | | 3,414,484.40 | | -21,344,743.01 | -17,930,258.61 | | -17,930,258.61 |
| 1. | | | | | | | | | 3,414,484.40 | | -3,414,484.40 | | | |
| 2. ‰ | | | | | | | | | | | | | | |
| 3. | | | | | | | | | | | -17,930,258.61 | -17,930,258.61 | | -17,930,258.61 |
| 4. | | | | | | | | | | | | | | |
| | | | | | | | | | | | | | | |
| 1. | | | | | | | | | | | | | | |
| 2. | | | | | | | | | | | | | | |

| | | | | | | | | | | | | | | | |
|---|---|---|---|---|---|---|---|---|---|---|---|---|---|---|---|
| | | | | | | | | | | | | | | | |
| 3. | | | | | | | | | | | | | | | |
| 4. | | | | | | | | | | | | | | | |
| 5. | | | | | | | | | | | | | | | |
| 6. | | | | | | | | | | | | | | | |
| Ũ | | | | | | | | | | | | | | | |
| 1. | | | | | | | | | | | | | | | |
| 2. | | | | | | | | | | | | | | | |
| | | | | | | | | | | | | | | | |
| | 512,575,047.00 | | | | 295,741,640.24 | 20,192,683.68 | 14,138,931.06 | | 41,148,888.17 | | 306,260,931.91 | | 1,149,672,754.70 | 4,184,211.13 | 1,153,856,965.83 |

| | 2024 | | | | | | | | | | | | | | |
|---|---|---|---|---|---|---|---|---|---|---|---|---|---|---|---|
| | | | | | | | | | | | | | | | |
| | | | | | | | | Ũ | | ‰ | | | | | |
| | 504, | | | | 231, | 11,9 | 39,4 | | 35,4 | | 260, | | 1,05 | 5,63 | 1,06 |

| | | | | | | | | | | | | | | | |
|---|---|---|---|---|---|---|---|---|---|---|---|---|---|---|---|
| | 603,447.00 | | | | 500,160.32 | 96,638.50 | 63,073.00 | | 99,880.33 | | 901,936.98 | | 9,971,859.13 | 4,259.65 | 5,606,118.78 |
| | | | | | | | | | | | | | | | |
| | | | | | | | | | | | | | | | |
| | | | | | | | | | | | | | | | |
| | 504,603,447.00 | | | | 231,500,160.32 | 11,996,638.50 | 39,463,073.00 | | 35,499,880.33 | | 260,901,936.98 | | 1,059,971,859.13 | 5,634,259.65 | 1,065,606,118.78 |
| | 7,971,600.00 | | | | 35,129,639.19 | 28,553,411.66 | 9,423,304.13 | | 2,234,523.44 | | 11,476,275.50 | | 37,681,930.60 | -725,822.77 | 36,956,107.83 |
| | | | | | | | 9,423,304.13 | | | | 36,369,777.83 | | 45,793,081.96 | -1,425,822.77 | 44,367,259.19 |
| | 7,971,600.00 | | | | 35,129,639.19 | 28,553,411.66 | | | | | | | 14,547,827.53 | 700,000.00 | 15,247,827.53 |
| 1 | | | | | | | | | | | | | | 700,000.00 | 700,000.00 |
| 2 | | | | | | | | | | | | | | | |

| | | | | | | | | | | | | | | | |
|---|---|---|---|---|---|---|---|---|---|---|---|---|---|---|---|
| | | | | | | | | | | | | | | | |
| 3. | | | | | | | | | | | | | | | |
| 4. | | | | | | | | | | | | | | | |
| 5. | | | | | | | | | | | | | | | |
| | | | | | | | | | | | | | | | |
| 6. | | | | | | | | | | | | | | | |

| | | | | | | | | | | | | |
|---|---|---|---|---|---|---|---|---|---|---|---|---|
| | | | | | | | | | | | | |
| 4 | | | | | | | | | | | | |
| 5 | | | | | | | | | | | | |
| 6 | | | | | | | | | | | | |
| Ũ | | | | | | | | | | | | |
| 1 | | | | | | | | | | | | |
| | | | | | | | | | | | | |

| | | | | | | | | | | | | |
|---|---|---|---|---|---|---|---|---|---|---|---|---|
| | | | | | | | | | | | | |
| | | | | | | | | | | | | |
| | 504,603,447.00 | | | | 231,666,065.07 | 11,996,638.50 | 2,165,764.33 | | 35,499,880.33 | 91,213,271.17 | | 853,151,789.40 |
| ⋮ ⋮ “· ” | 7,971,600.00 | | | | 35,129,639.19 | 28,553,411.66 | 1,547,615.69 | | 2,234,523.44 | -2,548,267.89 | | 15,781,698.77 |
| | | | | | | | 1,547,615.69 | | | 22,345,234.44 | | 23,892,850.13 |
| ⋮ | 7,971,600.00 | | | | 35,129,639.19 | 28,553,411.66 | | | | | | 14,547,827.53 |
| 1· | | | | | | | | | | | | |
| 2· | | | | | | | | | | | | |
| 3· | 7,971,600.00 | | | | 35,129,639.19 | 28,553,411.66 | | | | | | 14,547,827.53 |
| 4· | | | | | | | | | | | | |

| | | | | | | | | | | | | |
|---|---|---|---|---|---|---|---|---|---|---|---|---|
| | | | | | | | | | | | | |
| 1 | | | | | | | | | 2,234,523.44 | -2,234,523.44 | | |
| 2 | | | | | | | | | | -22,658,978.89 | | 8,978.89 |

| | | | | | | | | | | | | |
|---|---|---|---|---|---|---|---|---|---|---|---|---|
| 5 | | | | | | | | | | | | |
| 6 | | | | | | | | | | | | |
| Ũ | | | | | | | | | | | | |
| 1 | | | | | | | | | | | | |
| 2 | | | | | | | | | | | | |
| | | | | | | | | | | | | |
| | 512,575,047.00 | | | | 266,795,704.26 | 40,550,050.16 | 3,713,380.02 | | 37,734,403.77 | 88,665,003.28 | | 868,933,488.17 |

,

“ ” ˘ 2000

10 9 ˘ ' 91310000703034995X A ˘

´ 200 A 301

ŭ “ ” IC IC ŭ ˘

IC℃ س IC = ˘ IC℃

˘ ŭ

2026 4 24 = ‰

## 1

ê ‰ — ‰ Ì ŭ ŭ ‰ ŭ

“ ‰ ” ˘ ê 15 ——

Ì

## 2

# ὕ

‘

ᵃᵒ ˘ ‰

‰ ᵃᵒ ᵃᵒ ὕ

## 1 ‰

˩ ‰ ˘ ἴ ὕ 2025 12 31 ˩ ’ ὕ 2025

## 2

˘ 1 1 12 31

## 3

12 ˘ ᵃᵒ ᵣ ‰

## 4

˩ ˘ ˩

ὕ ˘ = ˘ ˩ ˩

## 5 ‰ ᵐ

☑ ☐

| | ‰ |
|---|---|
| ‰ | ˩ 100 ὕ |
| ‰ | ‰ ˩ 100 ὕ |
| | ⌈ 10% |
| | ⌈ 10% |
| | ᵃᵒ 0.5% |

## 6

ἴ ˘

ᵃᵒ ὕ

⌈ ᵃᵒ ˘ ˘ ⋮ ἴ ⋮

⌈ ᵃᵒ ˘ ᵃᵒ ὕ ὕ

˘

˙ ⌈ ᵃᵒ ˘

## 7 ‰

## 8

## 9 ‰

## 10

**18**

**19**

11.

**20**

11.

**21**

11.

**22**

## 23

## 24

### 1

### 2

| | | | | |
|---|---|---|---|---|
| | | 3 -5 | 0%-5% | 19%-33% |
| | | 3 -5 | 5% | 19%-32% |
| | | 3 -5 | 0%-5% | 19%-33% |
| | | 3 -10 | 5% | 9.5%-32% |

## 25

## 26

3

## 27

## 28

## 29

### 1

5

3-5

### 2

## 30

%

## 31

5

3

1-6

32

33

1

2

3

4

34

35

## 36

## 37

**39**

**40** /

1

## 41

### 1

12

### 2

## 42

2

□ ☑

3 2025 ‰ ˜ ,

□ ☑

44

1 ǚ

| | щ | |
|---|---|---|
| | ˘ ‰ | 1% 3%<br>5% 6%<br>9% 13% |
| | 7%<br>5% | 5% 7% |
| | 15%<br>˘ ˜ 2018 3 29<br>ê 2018 ˜ 3 Ì 2018 4 1<br>˘ 2,000,000 8.25%<br>˘ 2,000,000 16.5%<br>˜ ˘ ˘<br>20%<br>˘ ê<br>Ì ( ˜<br>2023 12 ) ˘ ⁞ 25%<br>˘ 20% (<br>˜ ê Ì<br>600,000 ˙ 32,000<br>˘ 32,001 – 300,000 3%˜ 300,001 – 600,000<br>9%˜ 600,000 ˘ 12%<br>ǚ | 25% 20%<br>17%<br>16.5%<br>15% 12%<br>9%<br>8.25% 3% |
| ˙ | | 3% |
| ˙ | | 2% |

˘ ,

| | |
|---|---|
| | 15% |
| | 16.5% |
| | 20% |
| | 20% |
| Singapore Fortune Communication PTE.LTD | 17% |
| Singapore Fortune Semiconductor Technology PTE. LTD. | 17% |
| | 25% |
| | 20% |

| | | |
|---|---|---|
| | 39,454,717.44 | 21,902,585.02 |
| | 14,096,130.53 | 9,688,657.88 |
| PDC | 6,766,676.36 | 12,913,495.37 |
| ‰ | -6,031.75 | -4,450.45 |
| | 60,311,492.58 | 44,500,287.82 |

**2**

‘

| | | | | | | | | | | |
|---|---|---|---|---|---|---|---|---|---|---|
| | | | ‰ | | | | | ‰ | | |
| | | | | | | | | | | |
| ‘ | | | | | | | | | | |
| ‰ | 60,317,524.33 | 100.00% | 6,031.75 | 0.01% | 60,311,492.58 | 44,504,738.27 | 100.00% | 4,450.45 | 0.01% | 44,500,287.82 |
| ‘ | | | | | | | | | | |
| ‰ | 60,317,524.33 | 100.00% | 6,031.75 | 0.01% | 60,311,492.58 | 44,504,738.27 | 100.00% | 4,450.45 | 0.01% | 44,500,287.82 |
| | 60,317,524.33 | 100.00% | 6,031.75 | 0.01% | 60,311,492.58 | 44,504,738.27 | 100.00% | 4,450.45 | 0.01% | 44,500,287.82 |

‰ ‘ 6031.75

‘

| | | | |
|---|---|---|---|
| | | ‰ | |
| 6 | 60,317,524.33 | 6,031.75 | 0.01% |
| | 60,317,524.33 | 6,031.75 | |

щ ‘

‰ ‘

□ ☑

**3 ‰ ’**

‰ ’‘

‘

| | | | | | | |
|---|---|---|---|---|---|---|
| | | ‘ | | | | |
| | | | | | | |

| | | | | | | |
|---|---|---|---|---|---|---|
| ‰ | 4,450.45 | 6,055.13 | 4,447.83 | | -26.00 | 6,031.75 |
| | 4,450.45 | 6,055.13 | 4,447.83 | | -26.00 | 6,031.75 |

‰

□ ☑

**4**

| | | |
|---|---|---|
| | | 997,469.19 |
| | | 997,469.19 |

**3**

**1**

| | | | | | | | | | | |
|---|---|---|---|---|---|---|---|---|---|---|
| ‰ | | | | | | | | | | |
| | 899,357,410.78 | 100.00% | 37,203,336.33 | 4.14% | 862,154,074.45 | 848,516,116.94 | 100.00% | 42,155,662.93 | 4.97% | 806,360,454.01 |

‰ ˊ 34,822,142.45

ˊ

| | | | | | | |
|---|---|---|---|---|---|---|
| | | | | | | |
| | | ‰ | | ‰ | | |
| | 27,570,908.07 | 27,570,908.07 | 26,958,766.72 | 26,958,766.72 | 100.00% | |
| | 6,329,676.54 | 6,329,676.54 | 6,189,142.29 | 6,189,142.29 | 100.00% | |
| | 2,013,851.37 | 2,013,851.37 | | | | |
| | 8,335,437.38 | 3,844,612.60 | 2,486,638.86 | 1,674,233.44 | 67.33% | |
| | 44,249,873.36 | 39,759,048.58 | 35,634,547.87 | 34,822,142.45 | | |

‰ ˊ 2,381,193.88

ˊ

| | | | |
|---|---|---|---|
| | | | |
| | | ‰ | |
| 6 | 861,196,651.71 | 86,119.67 | 0.01% |
| 6 1 | 156,409.83 | 6,850.75 | 4.38% |
| 1 2 | 98,714.80 | 17,136.89 | 17.36% |
| 2 | 2,271,086.57 | 2,271,086.57 | 100.00% |
| | 863,722,862.91 | 2,381,193.88 | |

ɯ ˊ

‰ ˊ

□ ☑

3 ‰ ’

‰ ’ ˊ

ˊ

| | | | | | | |
|---|---|---|---|---|---|---|
| | | ᵣ | | | | |
| | | | | | | |
| ‰ | 42,155,662.93 | 378,465.38 | 2,520,190.66 | 2,013,851.37 | -796,749.95 | 37,203,336.33 |
| | 42,155,662.93 | 378,465.38 | 2,520,190.66 | 2,013,851.37 | -796,749.95 | 37,203,336.33 |

‰ ˊ

ˊ

| | | | | |
|---|---|---|---|---|
| | | ʌ | | ʌ ‰ ɯ ʊ̆ |

4 ’

‘

| | |
|---|---|
| | 2,013,851.37 |

’ ‘

‘

| | | | 1 | | ‘ |
|---|---|---|---|---|---|
| | | 2,013,851.37 | | | |
| | | 2,013,851.37 | | | |

‘

5 ’

‘

| | | | | | ‰ ⋮ ‰ |
|---|---|---|---|---|---|
| | 68,453,442.84 | | 68,453,442.84 | 7.61% | 6,845.34 |
| | 58,593,247.73 | | 58,593,247.73 | 6.52% | 5,859.32 |
| | 43,582,366.08 | | 43,582,366.08 | 4.85% | 4,358.24 |
| | 36,871,105.44 | | 36,871,105.44 | 4.10% | 3,687.11 |
| | 31,143,751.87 | | 31,143,751.87 | 3.46% | 3,114.38 |
| | 238,643,913.96 | | 238,643,913.96 | 26.54% | 23,864.39 |

4

1 ’

‘

| | | | | | | |
|---|---|---|---|---|---|---|
| | | ‰ | | | ‰ | |
| | 0.00 | 0.00 | 0.00 | 0.00 | 0.00 | 0.00 |
| | 0.00 | 0.00 | 0.00 | 0.00 | 0.00 | 0.00 |

5

1

‘

| | | |
|---|---|---|

| | | |
|---|---|---|
| | 111,525,520.04 | 120,609,684.87 |
| | 111,525,520.04 | 120,609,684.87 |

2

| | | |
|---|---|---|
| | 46,634,384.81 | |
| | 46,634,384.81 | |

6

| | | |
|---|---|---|
| | 5,753,679.46 | 5,997,691.30 |
| | 5,753,679.46 | 5,997,691.30 |

1

1

| | | |
|---|---|---|
| | 3,393,670.94 | 2,850,506.67 |
| | 1,182,584.56 | 1,371,788.23 |
| | 846,330.79 | 363,109.52 |
| | 331,093.17 | 1,412,286.88 |
| | 5,753,679.46 | 5,997,691.30 |

2

| | | |
|---|---|---|
| 1 1 | 2,940,505.48 | 3,472,538.32 |
| 1 2 | 329,476.46 | 476,283.77 |
| 2 3 | 466,952.32 | 207,500.00 |
| 3 | 2,016,745.20 | 1,841,369.21 |
| 3 4 | 207,500.00 | |
| 4 5 | | 1,452,269.58 |
| 5 | 1,809,245.20 | 389,099.63 |
| | 5,753,679.46 | 5,997,691.30 |

3

□ ☑

**4** ,

| | | | | | ‰ |
|---|---|---|---|---|---|
| | | 1,757,200.00 | 5 | 30.54% | 0.00 |

| | | | | | | |
|---|---|---|---|---|---|---|
| | | ‰ ⁞ ‰ | | | ‰ ⁞ ‰ | |
| پس | 295,107,975.43 | 31,766,484.60 | 263,341,490.83 | 320,386,163.06 | 39,103,299.91 | 281,282,863.15 |
| | 295,107,975.43 | 31,766,484.60 | 263,341,490.83 | 320,386,163.06 | 39,103,299.91 | 281,282,863.15 |

## 2 ‰ ⁞ ‰

| | | ۔ | | ⁞ | | |
|---|---|---|---|---|---|---|
| | | | | | | |
| پس | 39,103,299.91 | 18,191,822.07 | | 25,456,558.11 | 72,079.27 | 31,766,484.60 |
| | 39,103,299.91 | 18,191,822.07 | | 25,456,558.11 | 72,079.27 | 31,766,484.60 |

‰

| | | | | | | |
|---|---|---|---|---|---|---|
| | | ‰ | ‰ | | ‰ | ‰ |
| پس | 295,107,975.43 | 31,766,484.60 | 10.76% | 320,386,163.06 | 39,103,299.91 | 12.21% |
| | 295,107,975.43 | 31,766,484.60 | 10.76% | 320,386,163.06 | 39,103,299.91 | 12.21% |

‰ ‰

ٱ پس پس ۲

## 9 ۳ ۴

| | | |
|---|---|---|
| | 90,718.41 | 1,412,743.85 |
| | 879,435.78 | 1,597,655.89 |
| | 196,277.32 | 282,438.17 |
| | 1,166,431.51 | 3,292,837.91 |

## 10

| | | | | | | | | |
|---|---|---|---|---|---|---|---|---|

| | | | | | | | | | | | | |
|---|---|---|---|---|---|---|---|---|---|---|---|---|
| | 15,000,000.00 | | | | 20,561.05 | 698,145.87 | | | | | 15,718,706.92 | |
| | | | | | | | | | | | | |
| | 26,579,236.30 | | | | 197,426.63 | -4,623.14 | | 2,682,980.00 | | | 24,089,059.79 | |
| | 26,579,236.30 | | | | 197,426.63 | -4,623.14 | | 2,682,980.00 | | | 24,089,059.79 | |
| | 41,579,236.30 | | | | 217,987.68 | 693,522.73 | | 2,682,980.00 | | | 39,807,766.71 | |

□ ☑

□ ☑

2025 12 31 ‰

## 12

| | | |
|---|---|---|
| | 18,308,187.84 | 18,308,187.84 |
| | 8,216,795.74 | 9,000,000.00 |
| | 26,524,983.58 | 27,308,187.84 |

“ ” 3.9604%

10%

## 13

| | | |
|---|---|---|
| | 20,462,044.60 | 22,751,070.12 |

| | | |
|---|---|---|
| | 20,462,044.60 | 22,751,070.12 |

1

| | | | | | |
|---|---|---|---|---|---|
| | | | | | |
| | | | | | |
| 1. | 7,850,263.54 | 24,758,098.21 | 1,116,664.57 | 1,885,831.46 | 35,610,857.78 |
| 2. | 381,719.57 | 341,592.92 | | 1,603.25 | 724,915.74 |
| 1 | 381,419.24 | 341,592.92 | | | 723,012.16 |
| 2 | | | | | |
| 3 | | | | | |
| | 300.33 | | | 1,603.25 | 1,903.58 |
| 3. | 216,589.39 | | 130,315.12 | 92,267.37 | 439,171.88 |
| 1 | 216,589.39 | | 130,315.12 | 92,267.37 | 439,171.88 |
| | | | | | |
| 4. | 8,015,393.72 | 25,099,691.13 | 986,349.45 | 1,795,167.34 | 35,896,601.64 |
| | | | | | |
| 1. | 6,435,531.41 | 3,695,756.79 | 947,912.69 | 1,780,586.77 | 12,859,787.66 |
| 2. | 582,374.24 | 2,367,447.96 | 32,333.64 | 8,210.45 | 2,990,366.29 |
| 1 | 582,073.91 | 2,367,447.96 | 32,333.64 | 6,607.20 | 2,988,462.71 |
| | 300.33 | | | | |

| | | | | | |
|---|---|---|---|---|---|
| 4. | | | | | |
| | | | | | |
| 1. | 1,197,018.25 | 19,036,486.38 | 129,902.48 | 98,637.49 | 20,462,044.60 |
| 2. | 1,414,732.13 | 21,062,341.42 | 168,751.88 | 105,244.69 | 22,751,070.12 |

2

□ ☑

3

| | | |
|---|---|---|
| | | |

2025 12 31

‰

14

1

| | | | |
|---|---|---|---|
| | | | |
| | | | |
| 1. | 22,771,948.11 | 716,656.89 | 23,488,605.00 |
| 2. | 8,641,955.13 | | 8,641,955.13 |
| | | | |
| 3. | 10,981,413.59 | 716,656.89 | 11,698,070.48 |
| | -162,464.45 | | -162,464.45 |
| 4. | 20,270,025.20 | | 20,270,025.20 |
| | | | |
| 1. | 9,426,071.46 | 279,183.76 | 9,705,255.22 |
| 2. | 7,294,245.36 | 49,150.54 | 7,343,395.90 |
| | 7,294,245.36 | 49,150.54 | 7,343,395.90 |
| | | | |
| 3. | 6,710,863.92 | 328,334.30 | 7,039,198.22 |
| | 6,710,863.92 | 328,334.30 | 7,039,198.22 |
| | -129,388.23 | | -129,388.23 |
| 4. | 9,880,064.67 | | 9,880,064.67 |
| ‰ | | | |
| 1. | | | |
| 2. | | | |
| | | | |
| | | | |

| | | | |
|---|---|---|---|
| 3. ⋮ | | | |
| 1 | | | |
| | | | |
| 4. | | | |
| | | | |
| 1. | 10,389,960.53 | 0.00 | 10,389,960.53 |
| 2. | 13,345,876.65 | 437,473.13 | 13,783,349.78 |

**2** ⋮ ,

□ ☑

,

2025 12 31 ˘ ⋮ ‰

**15**

**1** ,

,

| | | | | ŭ | | |
|---|---|---|---|---|---|---|
| ⁄ | | | | | | |
| 1. | | | | 14,279,910.62 | 2,877,293.15 | 17,157,203.77 |
| 2. | | | | 5,009,829.97 | 451,769.91 | 5,461,599.88 |
| 1 | | | | 403,000.00 | 451,769.91 | 854,769.91 |
| 2 | | | | 4,606,829.97 | | 4,606,829.97 |
| 3 | | | | | | |
| | | | | | | |
| 3. ⋮ | | | | | 400,908.77 | 400,908.77 |
| 1 | | | | | 370,745.14 | 370,745.14 |
| 2 | | | | | 30,163.63 | 30,163.63 |
| | | | | -59,371.20 | | -59,371.20 |
| 4. | | | | 19,230,369.39 | 2,928,154.29 | 22,158,523.68 |
| | | | | | | |
| 1. | | | | 2,970,398.38 | 2,625,207.46 | 5,595,605.84 |
| 2. | | | | 3,115,159.40 | 127,069.95 | 3,242,229.35 |

| | | | | | | |
|---|---|---|---|---|---|---|
| 1 | | | | 3,115,159.40 | 127,069.95 | 3,242,229.35 |
| | | | | | | |
| 3. ⋮ | | | | | 253,562.65 | 253,562.65 |
| 1 | | | | | | |

| | | | | | |
|---|---|---|---|---|---|
| | 6,535,780.88 | | 4,602,504.64 | | 1,933,276.24 |
| | 144,032.94 | 660,163.41 | 227,300.26 | 1,118.20 | 575,777.89 |
| | 8,219,198.37 | 660,163.41 | 5,207,117.66 | 408,564.69 | 3,263,679.43 |

## 17 /

### 1

| | | | | |
|---|---|---|---|---|
| | | | | |
| ‰ | 3,508,285.83 | 567,384.34 | 7,693,801.55 | 1,174,941.39 |
| ‰ | 25,288,568.19 | 4,078,101.66 | 39,074,889.55 | 6,473,761.32 |
| | 2,994,351.15 | 449,152.67 | 1,984,332.17 | 297,649.83 |
| | | | 398,526.62 | 79,705.55 |
| | 365,941.82 | 55,031.18 | 294,786.93 | 44,396.94 |
| | 9,290,516.29 | 1,382,760.30 | 9,635,342.51 | 1,461,993.97 |
| | 1,712,564.18 | 256,884.63 | | |
| | 783,204.00 | 117,480.60 | | |
| | 17,248,856.92 | 2,587,328.54 | 14,442,977.69 | 2,138,686.98 |
| | 61,192,288.38 | 9,494,123.92 | 73,524,657.02 | 11,671,135.98 |

### 2

| | | | | |
|---|---|---|---|---|
| | | | | |
| | 19,253,633.62 | 2,933,561.43 | 6,630,512.14 | 1,041,126.73 |
| | 253,533,894.52 | 21,550,381.03 | 226,299,796.24 | 19,235,482.68 |
| | 9,116,177.66 | 1,355,614.62 | 9,887,253.29 | 1,497,706.54 |
| | 118,000.00 | 17,700.00 | 63,370.00 | 9,505.50 |
| | 282,021,705.80 | 25,857,257.08 | 242,880,931.67 | 21,783,821.45 |

### 3 「

| | | | | |
|---|---|---|---|---|
| | | | | |
| | 3,901,803.39 | 5,592,320.53 | 2,143,159.08 | 9,527,976.90 |
| | 3,901,803.39 | 21,955,453.69 | 2,143,159.08 | 19,640,662.37 |

4

| | | |
|---|---|---|
| | 66,939,816.03 | 7,745,274.81 |
| | 66,939,816.03 | 7,745,274.81 |

5

| | | | |
|---|---|---|---|
| 2027 | 1,715,338.17 | 1,715,338.17 | |
| 2028 | 2,012,570.14 | 1,156,110.23 | |
| 2029 | 319,012.83 | 319,012.83 | |
| 2030 | 1,671,380.56 | | |
| 2033 | 2,174,839.24 | 2,174,839.24 | |
| 2034 | 1,184,678.35 | 1,184,678.35 | |
| 2035 | 56,531,881.67 | | |
| | 65,609,700.96 | 6,549,978.82 | |

Singapore Fortune Communication PTE.LTD.

1,330,115.07

18

| | | | | | | |
|---|---|---|---|---|---|---|
| | | ⋮ ‰ | | | ⋮ ‰ | |
| | 1,321,880.26 | | 1,321,880.26 | 1,753,897.48 | | 1,753,897.48 |
| | | | | 270,200.00 | | 270,200.00 |
| | 900,000.00 | | 900,000.00 | | | |
| | 2,221,880.26 | | 2,221,880.26 | 2,024,097.48 | | 2,024,097.48 |

19

| | | | | | | | | |
|---|---|---|---|---|---|---|---|---|
| | | | | | | | | |
| | 32,102,730.70 | 32,102,730.70 | | | 43,956,703.67 | 43,956,703.67 | | |
| | 32,102,730.70 | 32,102,730.70 | | | 43,956,703.67 | 43,956,703.67 | | |

## 20

### 1

| | | |
|---|---|---|
| | 190,690,000.00 | 164,680,000.00 |
| | | 5,000,000.00 |
| | 268,785.74 | 250,267.08 |
| | 190,958,785.74 | 169,930,267.08 |

### 2

0.00

| | | | | |
|---|---|---|---|---|

## 21

| | | |
|---|---|---|
| | 1,721,907.09 | 359,328.64 |
| | 1,721,907.09 | 359,328.64 |

## 22

| | | |
|---|---|---|
| | 93,650,000.00 | 119,950,000.00 |
| | 93,650,000.00 | 119,950,000.00 |

0.00

## 23

### 1

| | | |
|---|---|---|
| | 433,183,371.81 | 356,643,602.63 |

| | | |
|---|---|---|
| | 433,183,371.81 | 356,643,602.63 |

2 1

| | | |
|---|---|---|
| | | ⅄ |

2025 12 31 ˘ 1

3 ,

□ ☑

## 24

| | | |
|---|---|---|
| | 34,396,049.54 | 53,525,887.41 |
| | 34,396,049.54 | 53,525,887.41 |

1

1

| | | |
|---|---|---|
| ˉ | 19,983,330.00 | 40,541,180.00 |
| | 5,296,992.01 | 3,228,426.97 |
| ǚ | 3,299,060.00 | 5,327,775.00 |
| خ | 1,631,440.00 | 1,454,887.50 |
| | 4,185,227.53 | 2,973,617.94 |
| | 34,396,049.54 | 53,525,887.41 |

1

## 25

| | | |
|---|---|---|
| ˆ ˆ | 6,620,396.03 | 4,527,571.55 |
| | 6,620,396.03 | 4,527,571.55 |

1

| | | |
|---|---|---|
| | | ⅄ |

⅄

| | | |
|---|---|---|
| | | |

## 26

### 1

| | | | | |
|---|---|---|---|---|
| | 16,159,966.73 | 81,914,094.98 | 76,271,163.59 | 21,802,898.12 |
| - | 441,740.02 | 7,325,560.26 | 7,315,654.48 | 451,645.80 |
| | 16,601,706.75 | 89,239,655.24 | 83,586,818.07 | 22,254,543.92 |

### 2

| | | | | |
|---|---|---|---|---|
| 1 | 15,738,455.64 | 71,782,744.04 | 66,167,643.27 | 21,353,556.41 |
| 2 | | 3,480,496.77 | 3,480,496.77 | |
| 3 | 229,951.02 | 3,612,911.96 | 3,597,160.27 | 245,702.71 |
| | 202,882.12 | 3,152,369.47 | 3,139,294.17 | 215,957.42 |
| | 4,526.98 | 117,415.74 | 116,160.15 | 5,782.57 |
| | 22,541.92 | 343,126.75 | 341,705.95 | 23,962.72 |
| 4 | 191,560.07 | 3,037,942.21 | 3,025,863.28 | 203,639.00 |
| | 16,159,966.73 | 81,914,094.98 | 76,271,163.59 | 21,802,898.12 |

### 3

| | | | | |
|---|---|---|---|---|
| 1 | 429,318.71 | 7,071,233.89 | 7,062,125.70 | 438,426.90 |
| 2 | 12,421.31 | 254,326.37 | 253,528.78 | 13,218.90 |
| | 441,740.02 | 7,325,560.26 | 7,315,654.48 | 451,645.80 |

## 27

| | | |
|---|---|---|
| | 2,462,891.36 | 5,641,924.96 |
| | 1,558,787.30 | 455,428.58 |
| | 384,187.68 | 320,003.05 |

| | | |
|---|---|---|
| | 140,681.69 | 200,266.12 |
| | 100,538.47 | 143,047.23 |
| | 269,566.70 | 238,581.20 |
| | 4,916,653.20 | 6,999,251.14 |

28

| | | |
|---|---|---|
| | 5,053,859.24 | 8,509,926.01 |
| | 5,053,859.24 | 8,509,926.01 |

29

| | | |
|---|---|---|
| | 496,202.62 | 254,800.77 |
| | 997,469.19 | 5,789,567.20 |
| | 1,493,671.81 | 6,044,367.97 |

## 31

| | | | | | | | |
|---|---|---|---|---|---|---|---|
| | | | | | | | |
| | 512,575,047.00 | | | | | | 512,575,047.00 |

## 32

| | | | | |
|---|---|---|---|---|
| | 252,186,821.82 | 26,107,055.00 | | 278,293,876.82 |
| | 14,442,977.69 | 29,111,840.73 | 26,107,055.00 | 17,447,763.42 |
| | 266,629,799.51 | 55,218,895.73 | 26,107,055.00 | 295,741,640.24 |

1、

2、2025 29,111,840.73 3

## 33

| | | | | |
|---|---|---|---|---|
| | 40,550,050.16 | | 20,357,366.48 | 20,192,683.68 |
| | 40,550,050.16 | | 20,357,366.48 | 20,192,683.68 |

1 2024 2025 5 23 2024

2025 6 20 2024 512,575,047

10 0.20 ( )、 2024 2025 8 27

2025 ( )

10 0.15 ( ) 388,156.48 2

19,969,210.00

## 34

| | | | | | | | |
|---|---|---|---|---|---|---|---|
| | | | | | | | |

| | | | | | | | | |
|---|---|---|---|---|---|---|---|---|
| | 4,273,606.59 | -16,999,013.32 | 0.00 | 0.00 | 1,901,219.63 | -18,900,232.95 | 0.00 | -14,626,626.36 |
| | | 698,145.87 | | | | 698,145.87 | | 698,145.87 |
| | 4,273,606.59 | -17,697,159.19 | | | 1,901,219.63 | -19,598,378.82 | | -15,324,772.23 |
| | 44,612,770.54 | -15,758,072.75 | 0.00 | 0.00 | 0.00 | -15,847,213.12 | 89,140.37 | 28,765,557.42 |
| | 55,815.65 | -4,623.14 | | | | -4,623.14 | | 51,192.51 |
| | 44,556,954.89 | -15,753,449.61 | | | | -15,842,589.98 | 89,140.37 | 28,714,364.91 |
| | 48,886,377.13 | -32,757,086.07 | | | | | | |

| | | | | | | | | |
|---|---|---|---|---|---|---|---|---|
| | | | | | | | | |
| ٬ | | | | | | | | |
| | | | | | | | | |
| سپ | 2,887,978,315.10 | 2,619,083,516.80 | | | | | 2,887,978,315.10 | 2,619,083,516.80 |
| ٬ | | | | | | | | |
| | 2,887,978,315.10 | 2,619,083,516.80 | | | | | 2,887,978,315.10 | 2,619,083,516.80 |
| | | | | | | | | |
| ٬ | | | | | | | | |
| | | | | | | | | |
| | | | | | | | | |
| ٬ | | | | | | | | |
| | | | | | | | | |
| | 2,887,978,315.10 | 2,619,083,516.80 | | | | | 2,887,978,315.10 | 2,619,083,516.80 |

٬ ـٓ

| | | | سپ | | | ٬ ـٓ |
|---|---|---|---|---|---|---|
| سپ | | | IC ٮٚ ٮٚ ٮٚ | | | |
| سپ | | | IC ٮٚ ٮٚ ٮٚ | | | |

٬ ـٓ ٬ ـٓ

6,620,396.03 ٮٚ ٮٚ 0.00 / ٮٚ 0.00 / ٮٚ 0.00 2026 6,620,396.03

٬

٬

| | | ف |
|---|---|---|
| | | |

٬

## 38 ٮٚ ـٓ

٬

| | | |
|---|---|---|
| | 962,097.22 | 994,588.91 |
| ـٓ | 687,210.07 | 710,420.63 |

| | | |
|---|---|---|
| | 660.00 | 960.00 |
| | 1,060,087.18 | 883,921.88 |
| | 2,710,054.47 | 2,589,891.42 |

،

## 39

،

| | | |
|---|---|---|
| ںّ | 24,282,148.37 | 21,411,282.95 |
| | 9,006,464.92 | 4,179,867.31 |
| ـ | 4,679,696.26 | 5,686,042.56 |
| خ | 3,609,053.93 | 4,042,906.61 |
| ھ | 2,075,881.02 | 2,511,429.12 |
| ـ | 558,277.84 | 478,834.46 |
| | 501,134.71 | 887,845.17 |
| | 488,901.00 | 535,557.51 |
| | 327,457.31 | 343,182.60 |
| | 223,900.50 | 247,880.19 |
| | 179,452.67 | 170,600.73 |
| | 169,539.21 | 212,086.51 |
| ھ | 55,214.11 | 16,529.69 |
| | | 64,139.13 |
| | 2,067,334.44 | 1,627,169.44 |
| | 48,224,456.29 | 42,415,353.98 |

،

## 40

،

| | | |
|---|---|---|
| ںّ | 35,484,633.45 | 32,477,726.14 |
| | 11,111,529.29 | 5,328,886.90 |
| | 10,724,251.67 | 14,234,954.38 |
| | 9,651,204.85 | 4,358,237.12 |
| | 5,205,748.18 | 5,335,124.45 |
| ـ | 4,448,677.74 | 3,462,953.51 |
| ھ | 4,215,561.72 | 4,520,615.93 |
| | 1,362,043.43 | 2,177,296.48 |
| | 914,650.34 | 930,177.13 |
| س | 359,478.78 | 536,206.56 |
| | 787,257.72 | 974,895.89 |
| | 84,265,037.17 | 74,337,074.49 |

،

## 41

| | | |
|---|---|---|
| ปี | 29,995,197.76 | 22,002,907.78 |
| | 8,993,846.52 | 4,934,223.48 |
| | 5,198,678.22 | 12,334,622.08 |
| | 4,345,371.87 | |
| | 1,101,077.72 | 1,275,671.31 |
| | 1,051,953.16 | 1,239,793.60 |
| | -1,012,340.75 | 1,075,792.80 |
| | 278,711.46 | 411,854.83 |
| | 225,546.98 | 259,266.95 |
| | 186,928.32 | |
| | 169,162.30 | 168,887.29 |
| | 102,072.72 | 96,946.14 |
| | 16,511.63 | 9,867.61 |
| | 1,160,071.78 | 3,880,861.61 |
| | 51,812,789.69 | 47,690,695.48 |

## 42

| | | |
|---|---|---|
| | 5,504,356.19 | 3,620,370.84 |
| | 428,972.25 | 603,611.97 |
| | 7,522,367.22 | 4,449,751.27 |
| | 110,945.62 | 4,602,436.98 |
| | 792,415.81 | 1,994,346.04 |
| | -1,114,649.60 | 5,767,402.59 |

2025

## 43

| | | |
|---|---|---|
| | 2,684,836.32 | 3,760,295.70 |
| | 134,854.87 | 120,872.60 |

## 44

| | | |
|---|---|---|
| | -1,361,541.95 | -515,865.42 |
| | -783,204.26 | |
| | -2,144,746.21 | -515,865.42 |

## 45

| | | |
|---|---|---|
| | 217,987.68 | 32,866.18 |
| | -1,534,873.88 | -907,740.41 |
| | -1,316,886.20 | -874,874.23 |

## 46

| | | |
|---|---|---|
| | 1,581.29 | 51,745.61 |
| | 2,138,536.69 | -2,484,434.54 |
| | 2,140,117.98 | -2,432,688.93 |

## 47

| | | |
|---|---|---|
| | -16,412,301.64 | -24,957,205.19 |
| | -16,412,301.64 | -24,957,205.19 |

## 48

| | | |
|---|---|---|
| | -47,312.46 | -25,125.48 |

## 49

| | | | |
|---|---|---|---|
| | | 16,050.90 | |

| | | | |
|---|---|---|---|
| ٥٥ | 11,353.14 | | 11,353.14 |
| | 104,704.20 | 33,550.00 | 104,704.20 |
| | 116,057.34 | 49,600.90 | 116,057.34 |

٤

## 50

٤

| | | | |
|---|---|---|---|
| | 210,928.82 | 20,000.00 | 210,928.82 |
| | 808,756.39 | | 808,756.39 |
| | 779,059.13 | | 779,059.13 |
| ٥٥ | 146,733.67 | | 146,733.67 |
| | | 223,549.73 | |
| | 40,197.92 | 128,366.05 | 40,197.92 |
| | 1,985,675.93 | 371,915.78 | 1,985,675.93 |

٤

## 51

### 1

٤

| | | |
|---|---|---|
| | 7,365,758.57 | 4,506,049.87 |
| | 4,386,199.46 | -635,683.29 |
| | 11,751,958.03 | 3,870,366.58 |

### 2

٤

| | |
|---|---|
| | 66,166,054.35 |
| / | 9,924,908.15 |
| ف | 1,216,039.05 |
| ف | 429,210.73 |
| ف | -116,671.03 |
| ف | 313,081.82 |
| ٥٥ ف | 4,870,696.05 |
| | 2,314,898.35 |
| ـ ـ ـ | -7,200,205.09 |
| | 11,751,958.03 |

/

## 52

34

## 53

### 1

| | | |
|---|---|---|
| | 2,819,691.19 | 3,881,168.30 |
| | 7,548,077.42 | 4,309,817.43 |
| | 104,704.20 | 1,737,003.12 |
| | 10,472,472.81 | 9,927,988.85 |

| | | |
|---|---|---|
| | 53,148,602.35 | 64,576,071.14 |
| | 1,838,942.26 | 917,976.34 |
| | 54,987,544.61 | 65,494,047.48 |

### 2

| | | |
|---|---|---|
| | | 38,246,081.69 |
| | | 38,246,081.69 |

| | | |
|---|---|---|

| | | |
|---|---|---|
| | | 907,740.41 |
| | | 907,740.41 |

| | | |
|---|---|---|

### 3

| | | |
|---|---|---|
| | 11,828,262.77 | |
| | 11,828,262.77 | |

| | | |
|---|---|---|
| | | 11,850,394.00 |
| | 7,313,637.04 | 9,174,534.20 |
| | 900,512.45 | 33,659,819.83 |
| | 8,214,149.49 | 54,684,748.03 |

☑ □

| | | | | | | |
|---|---|---|---|---|---|---|
| | | | | | | |
| | 169,930,267.08 | 247,478,729.74 | | 226,450,211.08 | | 190,958,785.74 |
| | 13,651,793.52 | | 8,641,955.13 | 7,313,637.04 | 4,319,265.18 | 10,660,846.43 |
| | 183,582,060.60 | 247,478,729.74 | 8,641,955.13 | 233,763,848.12 | 4,319,265.18 | 201,619,632.17 |

## 54

### 1

| | | |
|---|---|---|
| 1. | | |
| | 54,414,096.32 | 35,148,448.15 |
| ‰ | 14,272,183.66 | 27,389,894.12 |
| | 665,452.20 | 844,373.25 |
| | 7,343,395.90 | 8,271,838.65 |
| | 3,242,229.35 | 1,958,677.69 |
| | 635,745.10 | 1,309,793.91 |
| | 47,312.46 | 25,125.48 |
| | 135,380.53 | -8,347.93 |
| | 2,144,746.21 | 515,865.42 |
| | 10,591,405.18 | 8,706,054.93 |
| | -217,987.68 | 874,874.23 |
| | 2,071,408.14 | -3,416,781.96 |
| | 2,314,791.32 | 2,782,825.24 |
| | 1,601,149.95 | -313,131.33 |
| | -89,324,609.33 | -166,923,167.00 |
| | 39,379,313.43 | 115,987,078.01 |
| | 29,111,840.73 | 14,442,977.69 |
| | 78,427,853.47 | 47,596,398.55 |
| 2. | | |
| | | |
| | | |
| | | |
| 3. | | |
| | 332,349,306.67 | 241,956,050.61 |
| | 241,956,050.61 | 209,678,075.62 |
| | | |
| | | |
| | 90,393,256.06 | 32,277,974.99 |

## 2

| | | |
|---|---|---|
| | 332,349,306.67 | 241,956,050.61 |
| | 477,593.55 | 136,848.22 |
| | 331,871,713.12 | 237,506,162.39 |
| | | 4,313,040.00 |
| | 332,349,306.67 | 241,956,050.61 |

## 55

### 1

| | | | |
|---|---|---|---|
| | | | |
| | 35,670,524.96 | 7.0288 | 250,720,985.84 |
| | | | |
| | 527,128.67 | 0.9032 | 476,113.16 |
| | 37,600,949.00 | 0.2236 | 8,407,948.21 |
| | 214,682,255.00 | 0.0448 | 9,617,765.02 |
| | 14,153.60 | 5.4586 | 77,258.84 |
| | | | |
| | | | |
| | 51,198,199.37 | 7.0288 | 359,861,903.73 |
| | | | |
| | 489,622.50 | 0.9032 | 442,236.83 |
| | 297,451.21 | 0.2236 | 66,513.07 |
| | 198,000.00 | 0.0448 | 8,870.40 |
| | | | |
| | | | |
| | | | |
| | | | |
| | | | |
| | | | |
| | 962,707.20 | 7.0288 | 6,766,676.36 |
| | | | |
| | 389,422.64 | 7.0288 | 2,737,173.85 |
| | 221,389.93 | 0.2236 | 49,503.91 |
| | | | |
| | 38,123,117.92 | 7.0288 | 267,959,771.24 |
| | 533,016,569.00 | 0.0448 | 23,879,142.29 |
| | | | |
| | 674,030.31 | 7.0288 | 4,737,624.24 |
| | | | |

2

☑ □

56

1

☑ □

□ ☑

☑ □

| 2025 | 2024 |
|---|---|
| 428,972.25 | 623,180.96 |
| 4,942,243.41 | 6,951,919.33 |
| 12,255,880.45 | 16,126,453.53 |

| | | |
|---|---|---|
| ὗ | 31,164,550.23 | 26,639,974.97 |
| | 10,940,638.89 | 21,339,618.69 |
| | 8,993,846.52 | 4,934,223.48 |
| | 4,345,371.87 | |
| | 2,601,721.97 | 2,443,694.34 |
| | 1,101,077.72 | 1,275,671.31 |
| ᵒᵒ | 1,051,953.16 | 1,239,793.60 |
| | -1,012,340.75 | 1,075,792.80 |
| ᵒᵒ | 225,546.98 | 259,266.95 |
| | 186,928.32 | |
| | 169,162.30 | 168,887.29 |
| ⁻ | 102,072.72 | 96,946.14 |
| | 16,511.63 | 10,498.24 |
| | 1,279,346.64 | 4,566,478.49 |
| | 61,166,388.20 | 64,050,846.30 |
| ‘ | 51,812,789.69 | 47,690,695.48 |
| | 9,353,598.51 | 16,360,150.82 |

1

‘

| | | ⁻ | | | ⁝ | | | |
|---|---|---|---|---|---|---|---|---|
| | | | | | ᵒᵒ | | | |
| ὗ IC | 11,105,870.85 | 9,353,598.51 | | | 4,606,829.97 | | | 15,852,639.39 |
| | 11,105,870.85 | 9,353,598.51 | | | 4,606,829.97 | | | 15,852,639.39 |

| | | | ᵒᵒ | | щ |
|---|---|---|---|---|---|

⁝ ‰

‘

| | | ⁻ | ⁝ | | ⁝ ’ |
|---|---|---|---|---|---|

1 ⅄ ⁼

⅄ ⁼ ˘ ὗ ’ ‘

⁼

1

1

| | | | | | | | |
|---|---|---|---|---|---|---|---|
| | | | | | | | |
| | 5,000,000.00 | | | | | 80.00% | |
| | 5,000,000.00 | | | | | 80.00% | |
| | 1,333,333.00 | | | | 60.00% | | |
| | 5,000,000.00 | | | | | 100.00% | |
| | 5,000,000.00 | | | | 100.00% | | |
| | 5,000,000.00 | | | | 51.00% | | |
| Singapore Fortune Communication PTE.LTD. | 10,000.00 | | | | | 100.00% | |
| Singapore Fortune Semiconductor Technology Pte. Ltd. | 15,000,000.00 | | | | | 80.00% | |
| | 5,000,000.00 | | | | 51.00% | | |
| | 10,000,000.00 | | | | 100.00% | | |
| ( | 39,660,000.00 | | | | | 100.00% | |

| | | | | | | | |
|---|---|---|---|---|---|---|---|
| | 520,963,913.00 | | | | 100.00% | | |

1

2

3

4

5

6

7

8

9

10

11

12

## 2

### 1

| | / | / |
|---|---|---|
| | | |
| | 15,718,706.92 | 15,000,000.00 |
| | | |
| | 20,561.05 | |
| | 698,145.87 | |
| | 718,706.92 | |
| | | |
| | 24,089,059.79 | 26,579,236.30 |
| | | |

| | | |
|---|---|---|
| --⌈ | 197,426.63 | 32,866.18 |
| -- | -4,623.14 | 5,799.61 |
| -- | 192,803.49 | 38,665.79 |

1

□ ☑

□ ☑

2

□ ☑

3

☑ □

| | | |
|---|---|---|
| | 2,684,836.32 | 3,760,295.70 |

1

2025 12 31 7.61% 2024 12

31 ˊ 12.65% 26.54% 2024 12 31 ˊ 31.96%

‰

‰ 30

‰ 90

‰ - ǐ 3

2025

| | 3 | 3 1 | 1 5 | 5 | |
|---|---|---|---|---|---|
| | 62,115,290.18 | 130,751,273.28 | - | - | 192,866,563.46 |
| | 1,721,907.09 | - | | | 1,721,907.09 |
| | 93,650,000.00 | - | - | - | 93,650,000.00 |
| | 433,183,371.81 | - | - | - | 433,183,371.81 |
| | 13,476,730.20 | 300,116.43 | 20,619,202.91 | - | 34,396,049.54 |
| | 1,318,255.32 | 4,001,453.40 | - | - | 5,319,708.72 |
| | - | - | 5,760,647.22 | - | 5,760,647.22 |
| | 605,465,554.60 | 135,052,843.11 | 26,379,850.13 | - | 766,898,247.84 |

2024

| | 3 | 3 1 | 1 5 | 5 | |
|---|---|---|---|---|---|
| | 58,230,267.08 | 111,700,000.00 | - | - | 169,930,267.08 |
| | 359,328.64 | - | - | - | 359,328.64 |
| | 119,950,000.00 | - | - | - | 119,950,000.00 |

2025 12 31 2024 12 31

2025

| | | | |
|---|---|---|---|
| | | | |
| | (5%) | (1,140,632.55) | (1,140,632.55) |
| | 5% | 1,140,632.55 | 1,140,632.55 |
| | (5%) | 6,052.67 | 4,842.14 |
| | 5% | (6,052.67) | (4,842.14) |

2024

| | | | |
|---|---|---|---|
| | | | |
| | (5%) | (1,415,274.57) | (1,415,274.57) |
| | 5% | 1,415,274.57 | 1,415,274.57 |
| | (5%) | 16,871.47 | 13,497.18 |
| | 5% | (16,871.47) | (13,497.18) |

2025 2024

| | 2025 | 2024 |
|---|---|---|
| | 190,958,785.74 | 169,930,267.08 |
| | 93,650,000.00 | 119,950,000.00 |
| | 433,183,371.81 | 356,643,602.63 |
| | 34,396,049.54 | 53,525,887.41 |
| | 332,349,306.67 | 241,956,050.61 |
| | 419,838,900.42 | 458,093,706.51 |
| | 1,149,672,754.70 | 1,097,653,789.73 |
| | 1,569,511,655.12 | 1,555,747,496.24 |
| | 26.75% | 29.45% |

## 2

### 1

□ ☑

### 2

| | | | | |
|---|---|---|---|---|
| | | | | |
| | | | | |
| | | | | |

### 3

□ ☑

## 3

### 1

☑ □

| | | | | |
|---|---|---|---|---|
| / | | 46,634,384.81 | | |

| | | | | |
|---|---|---|---|---|
| / | | 997,469.19 | | ˘ |
| | | 47,631,854.00 | | |

**2** ˚˚

☑ □

˛

| | ˚˚ | ˚˚ | |
|---|---|---|---|
| | / | 46,634,384.81 | 0.00 |
| | | 46,634,384.81 | 0.00 |

**3** ˚˚ ˚˚

□ ☑

˚˚

2025 12 31 ˘ ˙ ˛ 997,469.19 2024 12 31 ˛ ˛ 10,789,567.20 ˘ ˘ ˘ ˘ ˘ ˘ ˘ 2025 12 31 ˘ ˛ 997,469.19 2024 12 31 ˛ ˛ 10,789,567.20

| | | | | |
|---|---|---|---|---|
| | | | 164,682,950.89 | 164,682,950.89 |
| | | | 26,524,983.58 | 26,524,983.58 |
| | | 111,525,520.04 | 191,207,934.47 | 302,733,454.51 |
| | | 1,721,907.09 | | 1,721,907.09 |
| | | 1,721,907.09 | | 1,721,907.09 |
| | -- | -- | -- | |

| | | | | |
|---|---|---|---|---|
| | 26,524,983.58 | | / | / |
| | 164,682,950.89 | | / | / |

2024

| | | | | |
|---|---|---|---|---|
| | 173,239,012.44 | | / | / |

2025

| | | | | | | |
|---|---|---|---|---|---|---|
| | | | | | | |
| | 173,239,012.44 | 11,940,081.89 | | -17,720,573.92 | -2,775,569.52 | 164,682,950.89 |
| | 18,308,187.84 | 9,000,000.00 | -783,204.26 | | | 26,524,983.58 |
| | 191,547,200.28 | 20,940,081.89 | -783,204.26 | -17,720,573.92 | -2,775,569.52 | 191,207,934.47 |

2024

| | | | | | | |
|---|---|---|---|---|---|---|
| | | | | | | |
| | 131,763,460.40 | 40,568,543.81 | -228,380.63 | 1,135,388.86 | | 173,239,012.44 |
| | 20,128,800.00 | | | | 1,820,612.16 | 18,308,187.84 |
| | 151,892,260.40 | 40,568,543.81 | -228,380.63 | 1,135,388.86 | 1,820,612.16 | 191,547,200.28 |

## 6

2025

2025 12 31 8,216,795.74

2024

## 7

8

9

1

| | | | | | |
|---|---|---|---|---|---|
| | | | 365.9794 | 17.65% | 17.65% |

2

1.

3

2.

| | |
|---|---|
| | |

4

| | |
|---|---|
| GRADE HORIZON INVESTMENT LIMITED | |
| | |
| | |
| | |
| | |
| | |

## 5

### 1

| | | | |
|---|---|---|---|
| GRADE HORIZON INVESTMENT LIMITED | | | 40,568,543.81 |

### 2

| | | |
|---|---|---|
| | 6,497,871.73 | 6,043,599.96 |

1 505,520.00

### 3

| | | 2025 | 2024 |
|---|---|---|---|
| | | | 73,058.86 |

## 6

### 1

| | | | | | |
|---|---|---|---|---|---|
| | | | | | |
| | | | ‰ | | ‰ |
| | | | | 12,208.52 | |

### 2

| | | | |
|---|---|---|---|
| | | | 13,250.25 |
| | | | 17,729.98 |
| | | | 788.00 |

## 1

☑ □

| | | | | | | | | |
|---|---|---|---|---|---|---|---|---|
| | | | | | | | | |
| | | | | | | | | |

| | | | | | | | | |
|---|---|---|---|---|---|---|---|---|
| ¬ | | | | | 2,136,000 | 9,857,640.00 | 4,000 | 18,460.00 |
| ¬ | | | | | 1,718,500 | 7,930,877.50 | 50,000 | 230,750.00 |
| ¬ | | | | | 1,802,500 | 8,318,537.50 | | |
| | | | | | 5,657,000 | 26,107,055.00 | 54,000 | 249,210.00 |

□ ☑

ˊ

ˇ ˇ ê è ˀ
Ê ǚ Ì ê è ˀ ˈ Ê Ì ê
ˈ ˀ Ì ˀ

ˇ ˇ ê è ˀ
Ê ǚ Ì ê è ˀ ˈ Ê Ì ê
ˈ ˀ Ì ˀ ˇ ˀ
ˀ ‰ˇ
ˀ ˀ ˀ ˈ

ˇ ˇ ê
ˀ Ì ê ˀ Ì ˇ
ˇ ˀ

ˇ ˇ
ˇ ¬ ¬ ˇ ¬
ˇ ˀ ˆ ¬

ˀ ǚ ˊ

| | | |
|---|---|---|
| | 12 | 50% |
| | 24 | 50% |

ˀ 2024-2025 ˇ
ˊ

| | | | | | | |
|---|---|---|---|---|---|---|
| | 2023 | ˇ 2024 | ⌈ | 15% | 2024 | 15% |
| | 2023 | ˇ 2025 | ⌈ | 30% | 2025 | 30% |

2025 ǚ ˀ ˚ ف
⌈ ¬ 8,433.93 ˇ

## 2 ˀ

☑ □

ˊ

| | |
|---|---|
| | |
| | |
| | |
| | 43,554,818.42 |
| | 29,111,840.73 |

**3**

☑ □

2026 4 24 2025

2026 4 24 10

0.20

‰

1

1

2

| | 2025 | 2024 |
|---|---|---|
| | 623,607,335.08 | 516,441,123.33 |
| | 346,381,450.81 | 361,955,409.42 |
| | 412,664,452.03 | 417,610,424.79 |
| | 270,996,995.29 | 252,927,467.72 |
| | 265,969,857.71 | 282,829,142.02 |
| | 544,529,743.18 | 394,368,256.95 |
| | 208,282,723.66 | 176,233,598.5 |
| | 215,545,757.34 | 193,504,284.45 |
| | 2,887,978,315.10 | 2,595,869,707.18 |

| | 2025 | 2024 |
|---|---|---|
| | 2,235,202,408.73 | 1,992,421,173.73 |
| | 630,452,744.02 | 585,090,127.43 |
| | 7,588,947.51 | 8,640,814.32 |
| | 14,734,214.84 | 9,717,591.70 |
| | 2,887,978,315.10 | 2,595,869,707.18 |

| | 2025 | 2024 |
|---|---|---|

| | | |
|---|---|---|
| | 61,625,215.12 | 61,725,292.49 |
| | 4,149,444.00 | 7,719,892.04 |
| | 65,774,659.12 | 69,445,184.53 |

10% 2024

2

3

1

| ‰ | | | | | | | | | | |
|---|---|---|---|---|---|---|---|---|---|---|
| ‘ | | | | | | | | | | |
| ‰ | 520,792,054.93 | 99.74% | 1,002,637.87 | 0.19% | 519,789,417.06 | 509,761,511.72 | 98.12% | 988,571.12 | 0.19% | 508,772,940.60 |
| | 522,162,865.52 | 100.00% | 1,912,648.46 | 0.37% | 520,250,217.06 | 519,533,058.33 | 100.00% | 6,269,292.95 | 1.21% | 513,263,765.38 |

‰ ‘ 910,010.59

‘

| | | | | | | |
|---|---|---|---|---|---|---|
| | | ‰ | | ‰ | | |
| | 2,349,680.01 | 704,904.00 | 704,904.04 | 704,904.04 | 100.00% | |
| | | | 576,000.00 | 115,200.00 | 20.00% | |
| | 3,689,262.83 | 1,589,262.83 | | | | |
| | 2,013,851.37 | 2,013,851.37 | | | | |
| | 1,457,865.85 | 848,601.08 | | | | |
| | 260,886.55 | 124,102.55 | 89,906.55 | 89,906.55 | 100.00% | |
| | 9,771,546.61 | 5,280,721.83 | 1,370,810.59 | 910,010.59 | | |

‰ ‘ 1,002,637.87

‘

| | | | |
|---|---|---|---|
| | | ‰ | |
| 6 | 519,607,285.99 | 49,005.92 | 0.01% |
| 6 1 | 156,409.83 | 6,850.75 | 4.38% |
| 1 2 | 98,714.80 | 17,136.89 | 17.36% |
| 2 | 929,644.31 | 929,644.31 | 100.00% |
| | 520,792,054.93 | 1,002,637.87 | |

ш ‘

‰ ‘

□ ☑

**3 ‰ ’**

‰ ’‘

‘

| | | | | | | |
|---|---|---|---|---|---|---|
| | | ‟ | | | | |
| | | | | | | |
| ‰ | 6,269,292.95 | 129,266.79 | 2,472,059.91 | 2,013,851.37 | | 1,912,648.46 |
| | 6,269,292.95 | 129,266.79 | 2,472,059.91 | 2,013,851.37 | | 1,912,648.46 |

‰ ‘

‘

| | | | | |
|---|---|---|---|---|
| | | ⅄ | | ⅄ ‰ ɯ ʊ̃ |

4 ,

‘

| | |
|---|---|
| | |
| | 2,013,851.37 |

, ‘

‘

| | | | | | |
|---|---|---|---|---|---|
| | | | ⅄ | | ‘ ᵕ |
| | | 2,013,851.37 | ᵕ | | |
| | | 2,013,851.37 | | | |

‘

5 ᵕ ,

‘

| | | | | | |
|---|---|---|---|---|---|
| | | ᵕ | ᵕ | ᵕ | ‰ ᵕ ⋮ ‰ |

68,453,442.84 316.1316 36A380.007/ArtifaT9DC 56.316.4316 w360.8831093/ArtifaT63DC68

| | | |
|---|---|---|
| | 1,467,996.45 | 900,622.51 |
| | 1,182,584.56 | 1,371,788.23 |
| | 337,356.50 | 277,596.79 |
| | 323,407.67 | 1,387,851.46 |
| | 3,311,345.18 | 3,937,858.99 |

2

| | | |
|---|---|---|
| 1 1 | 2,414,150.03 | 3,214,404.79 |

| | | | | | ‰ |
|---|---|---|---|---|---|
| | | 1,182,584.56 | 1 | 35.71% | |
| | | 500,000.00 | 1 | 15.10% | |
| | | 313,820.00 | 1 | 9.48% | |
| | | 200,000.00 | 3-4 | 6.04% | |
| | | 175,583.40 | 1 5 | 5.30% | |
| | | 2,371,987.96 | | 71.63% | |

3

| | | | | | | |
|---|---|---|---|---|---|---|
| | | ⋮ ‰ | | | ⋮ ‰ | |
| | 475,672,347.32 | | 475,672,347.32 | 466,672,347.32 | | 466,672,347.32 |
| | 39,425,463.66 | | 39,425,463.66 | 41,196,933.25 | | 41,196,933.25 |
| | 515,097,810.98 | | 515,097,810.98 | 507,869,280.57 | | 507,869,280.57 |

1

| | | ⋮ ‰ | ⋮ | | | | ⋮ ‰ |
|---|---|---|---|---|---|---|---|
| | | | ⋮ | ⋮ ‰ | | | |
| | 800,000.00 | | | | | 800,000.00 | |
| | 457,502,347.32 | | | | | 457,502,347.32 | |
| | 5,000,000.00 | | | | | 5,000,000.00 | |
| | 2,350,000.00 | | | | | 2,350,000.00 | |
| | 20,000.00 | | | | | 20,000.00 | |
| | 1,000,000.00 | | 9,000,000.00 | | | 10,000,000.00 | |
| | 466,672,347.32 | | 9,000,000.00 | | | 475,672,347.32 | |

**2**

| | | | | | | | | | | | | |
|---|---|---|---|---|---|---|---|---|---|---|---|---|
| | | | | | | | | | | | | |
| | | ‰ | | | | | | | ‰ | | | ‰ |
| | | | | | | | | | | | | |

| | | | | | | | | | | | | |
|---|---|---|---|---|---|---|---|---|---|---|---|---|
| | 15,00 | | | | 20,56 | 698,1 | | | | | 15,71 | |
| | 0,000 | | | | 1.05 | 45.87 | | | | | 8,706 | |
| | .00 | | | | | | | | | | .92 | |

**4**

| | | | | | | | | |
|---|---|---|---|---|---|---|---|---|
| | | | | | | | | |
| 1,331,987 ,277.70 | 1,520,334 ,482.38 | | | | | 1,331,987 ,277.70 | 1,520,334 ,482.38 | |

| | | | | | | |
|---|---|---|---|---|---|---|
| | | | | | | |
| | | | | | | |
| | | | | | | |

3,026,961.54

3,026,961.54 2026 0.00 / 0.00 /

| | | ف |
|---|---|---|
| | | |

## 5

| | | |
|---|---|---|
| 6,364,890.00 | 10,149,400.00 | |
| 32,866.18 | 217,987.68 | |
| | -1,017,800.00 | |
| 6,397,756.18 | 9,349,587.68 | |

## 6

## 1

☑ □

| | | |
|---|---|---|
| | -182,692.99 | |
| ‰ ف | 2,684,836.32 | |
| | -3,679,620.09 | |
| ‰ | 2,472,059.91 | |
| | -1,734,238.06 | |
| | 134,854.87 | |
| ف | 28,963.83 | |
| ف | 3,811.29 | |
| | -337,575.16 | -- |

☑ □

ê 1 —— Ì

,

□ ☑

## 2

| | | | |
|---|---|---|---|
| | | / | / |
| | 4.71% | 0.11 | 0.11 |
| | 4.74% | 0.11 | 0.11 |

## 3 ‰

**1 ‰ ‰** ,

□ ☑

**2 ‰ ‰** ,

□ ☑

3 ‰ ⅄ ˘ ˘

□ ☑

4